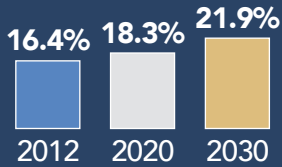


# CALIFORNIA LEADS THE NATION IN NUMBER OF RESIDENTS OVER AGE 60



PERCENTAGE OF CALIFORNIA'S POPULATION **OVER 60**<sup>1</sup>



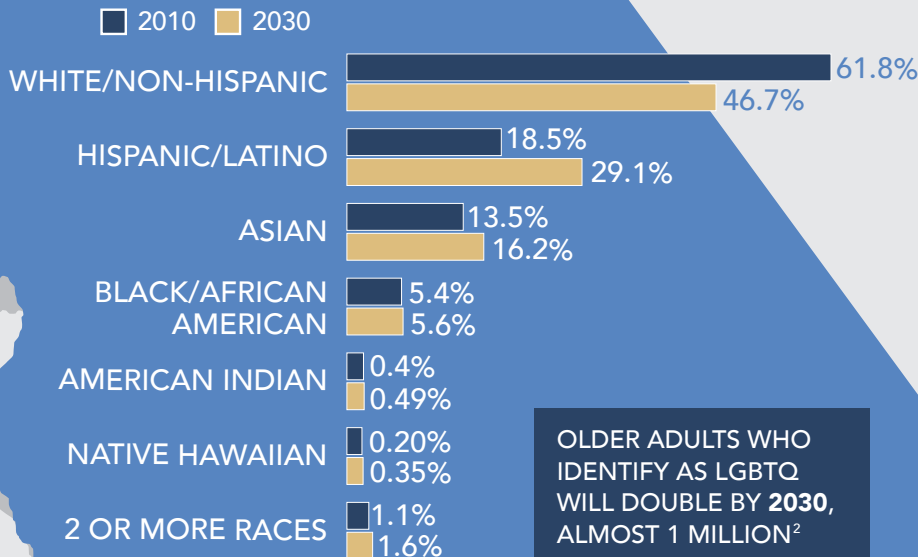
## 20% INCREASE

PERSONS WITH DISABILITIES OVER THE NEXT 2 DECADES

# California's Changing Demographic

First in a series of 5 infographics sharing the needs of older Californians and the Area Agencies on Aging who serve them.

## OLDER CALIFORNIANS' DIVERSITY WILL CONTINUE TO GROW<sup>2</sup>



OLDER ADULTS WHO IDENTIFY AS LGBTQ WILL DOUBLE BY 2030, ALMOST 1 MILLION<sup>2</sup>

## HOUSING CHALLENGES

Older adults are often on a fixed income, and will face challenges as California's housing prices continue to rise.



**\$21,300**  
AVERAGE PERSONAL INCOME FOR CALIFORNIA OLDER ADULTS<sup>3</sup>



**\$25,944**  
IS NEEDED FOR A **ONE BEDROOM RENTER** TO MEET BASIC NEEDS<sup>4</sup>



**\$35,892**  
IS NEEDED FOR A **HOME-OWNER** TO MEET BASIC NEEDS<sup>4</sup>



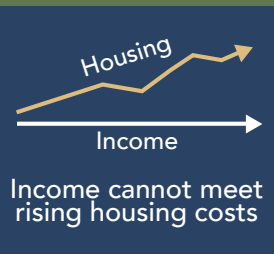
To learn more visit [www.C4A.info](http://www.C4A.info)

<sup>1</sup> California Policy Academy State Profile, 2010

<sup>2</sup> California State Plan on Aging 2013 – 2017

<sup>3</sup> California's Housing Future: Challenges and Opportunities, Public Draft

<sup>4</sup> Elder Index Result: California, Statewide Average



SOCIAL SECURITY BENEFITS MAKE UP **80% OF INCOME** FOR **MORE THAN HALF** OF CALIFORNIA OLDER ADULTS



THE AVERAGE SOCIAL SECURITY BENEFIT IS **\$12,000 PER YEAR**