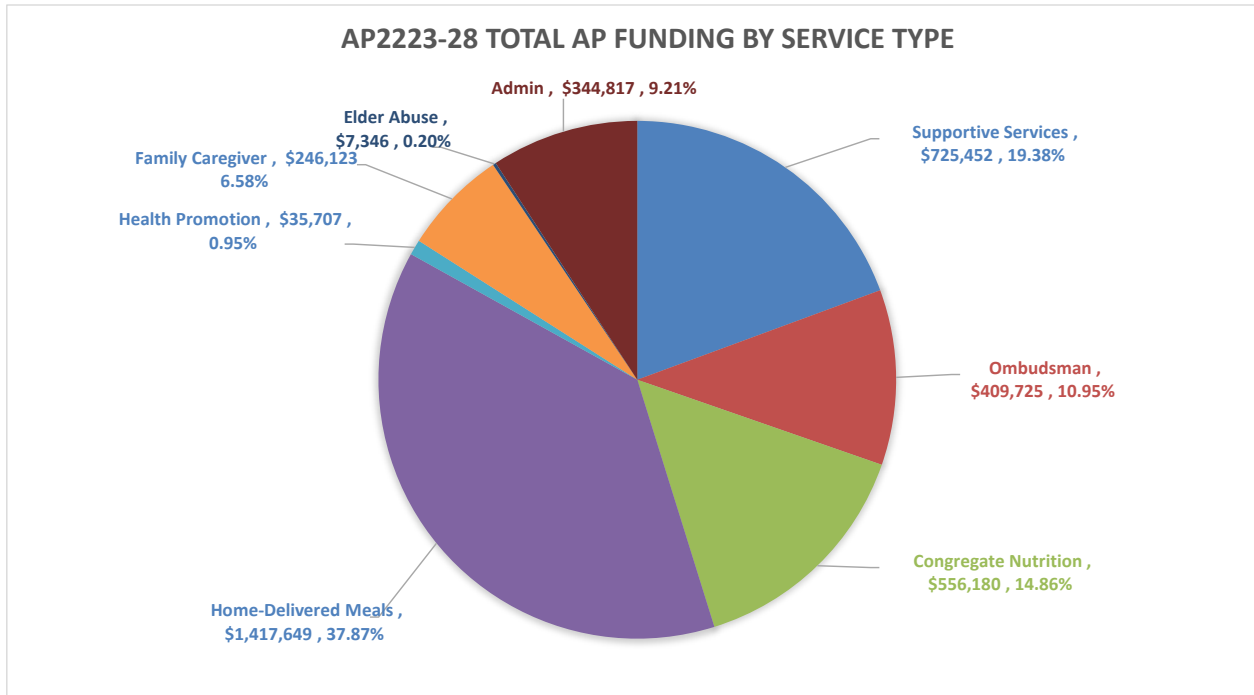


PLANNING AND SERVICE AREA (PSA) 28
NAPA/SOLANO AREA AGENCY ON AGING
FY22-23 FISCAL REPORT
AS OF DECEMBER 31, 2022

PART I: FY22/23 AP Funding Distribution - PSA 28
PERIOD: 07/01/2022 - 06/30/2023

A. TOTAL FEDERAL & STATE FUNDING (Funding Level and Allocation Status)

	Supportive Services	Ombudsman	Congregate Nutrition	Home-Delivered Meals	Health Promotion	Family Caregiver	Elder Abuse	Admin	Total
Updated Baseline (Inc. Adj/Trans)	\$ 725,452	\$ 409,725	\$ 556,180	\$ 1,417,649	\$ 35,707	\$ 246,123	\$ 7,346	\$ 344,817	\$ 3,742,999
One Time Only (OTO)	\$ -	\$ -	\$ -	\$ -	\$ -	\$ -	\$ -	\$ -	\$ -
Total Funding - AP2223-28	\$ 725,452	\$ 409,725	\$ 556,180	\$ 1,417,649	\$ 35,707	\$ 246,123	\$ 7,346	\$ 344,817	\$ 3,742,999
Less: Allocated Funding	(725,452)	(409,725)	(556,180)	(1,417,644)	(35,707)	(246,123)	(7,346)	(344,817)	(3,742,994)
Unallocated Funding	\$ -	\$ -	\$ -	\$ 5	\$ -	\$ -	\$ -	\$ -	\$ 5



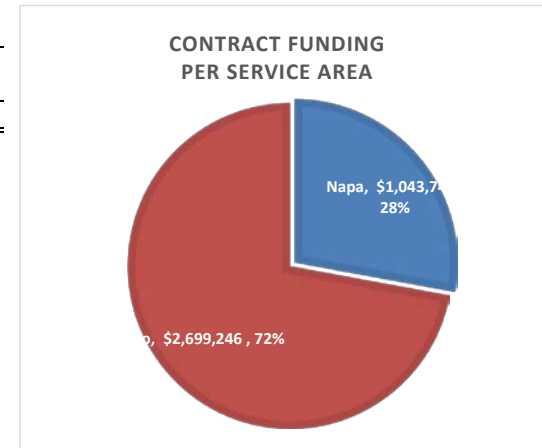
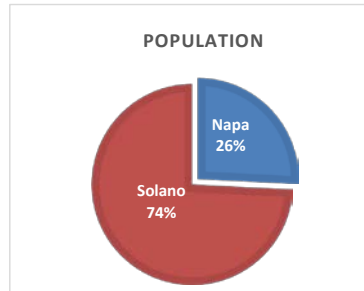
B. CONTRACT FUNDING ALLOCATIONS BY SERVICE AREA

Service Area	Supportive Services	Ombudsman	Congregate Nutrition	Home-Delivered Meals	Health Promotion	Family Caregiver	Elder Abuse	Admin	Total	% to Total
Napa	\$ 148,525	\$ 162,290	\$ 141,045	\$ 358,720	\$ -	\$ 63,475	\$ 7,346	\$ -	\$ 881,401	23.55%
Solano	363,955	247,435	405,851	1,032,208	-	182,648	-	-	2,232,097	59.63%
Both	212,972	-	9,284	26,716	35,707	-	-	344,817	\$ 629,496	16.82%
Total	\$ 725,452	\$ 409,725	\$ 556,180	\$ 1,417,644	\$ 35,707	\$ 246,123	\$ 7,346	\$ 344,817	\$ 3,742,994	100.00%

Service Area	Contracts Serving Napa or Solano		Contracts Serving Both Counties **		Total	%
	Amount	%	Amount	%		
Napa	\$ 881,401	28.31%	\$ 162,347	25.79%	\$ 1,043,748	27.89%
Solano	2,232,097	71.69%	467,149	74.21%	2,699,246	72.11%
Total	\$ 3,113,498	100.00%	\$ 629,496	100.00%	\$ 3,742,994	100.00%

County	Population	%
Napa	39,362	25.79%
Solano	113,277	74.21%
Total	152,639	100.00%

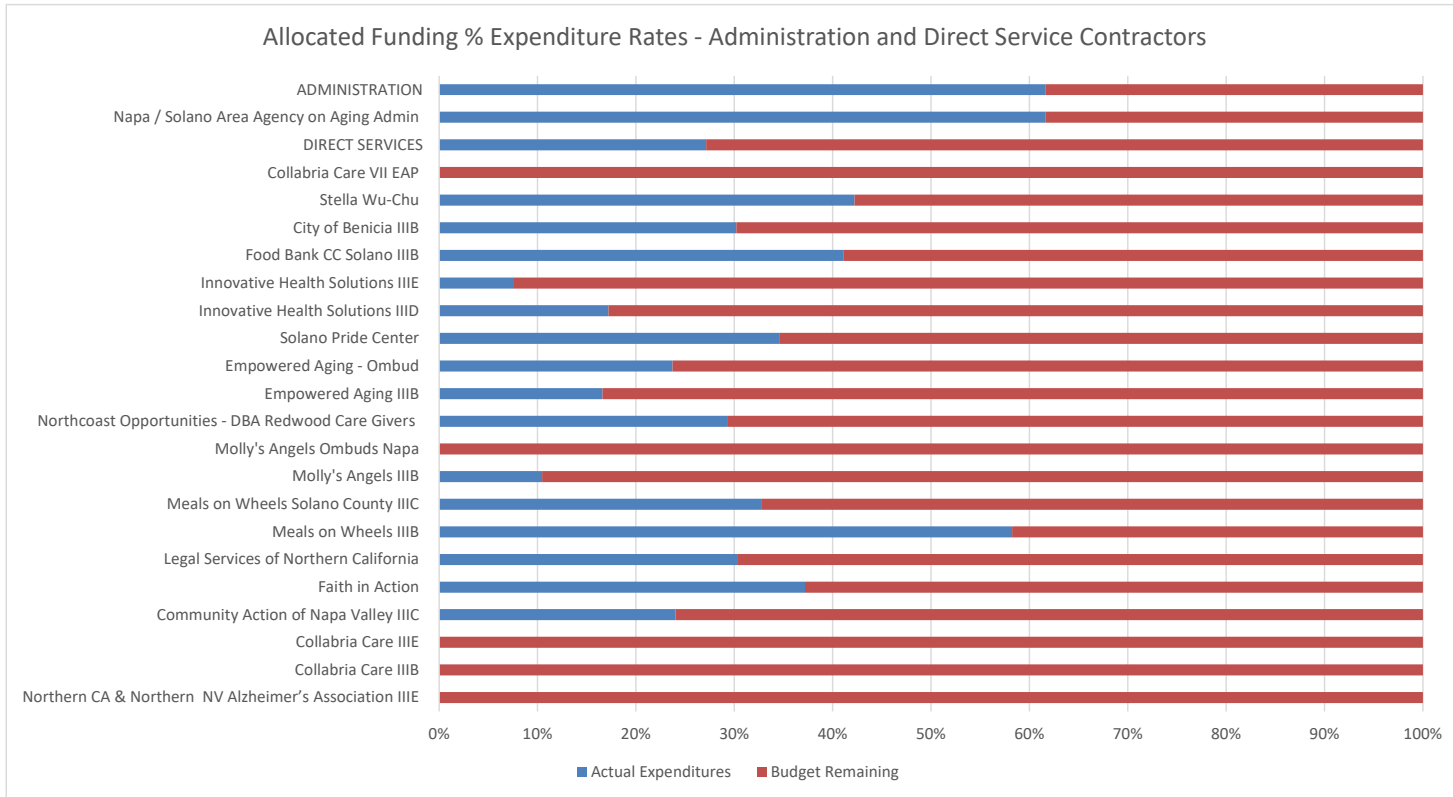
**Percentage of allocation are based on prorated share of population served in each County as Provided by California Department of Aging (2022 Statistical Data)



C. CONTRACT STATUS AND ACTUAL EXPENDITURES

Provider	Service Area	Contract No.	Total Budget	Claims Paid	Budget Remaining	Services
Northern CA & Northern NV Alzheimer's Association III E	Solano	AP-2223-14	30,305	-	30,305	Caregiver: Info Services, Access Assistance, Support Services
Collabria Care IIIB	Napa	AP-2223-09	61,024	-	61,024	Supportive Services: Info and Assist, Outreach, Registry, Case Mgmt
Collabria Care III E	Napa	AP-2223-29	63,475	-	63,475	Family Caregiver
Community Action of Napa Valley IIIC	Napa	AP-2223-01	499,765	120,048	379,717	Congregate Meals, Home Delivered Meals, and Nutrition Education
Faith in Action	Solano	AP-2223-02	61,182	22,749	38,433	Transportation
Legal Services of Northern California	Both	AP-2223-05	128,297	38,958	89,339	Legal Services
Meals on Wheels IIIB	Solano	AP-2223-27	91,773	53,447	38,326	Info and Assist, Case Management
Meals on Wheels Solano County IIIC	Solano	AP-2223-06	1,438,059	471,929	966,130	Congregate Meals, Home Delivered Meals, and Nutrition Education
Molly's Angels IIIB	Napa	AP-2223-08	87,501	9,164	78,337	Supportive Services: Transportation and Telephone Reassurance
Molly's Angels Ombuds Napa	Napa	AP-2223-26	162,290	-	162,290	Ombudsman Services
Northcoast Opportunities - DBA Redwood Care	Solano	AP-2223-16	127,058	37,188	89,870	Caregiver: Support Services, Respite Care
Empowered Aging IIIB	Solano	AP-2223-28	81,773	13,583	68,190	Supportive Services: Tel Reassurance, Visiting
Empowered Aging - Ombud	Solano	AP-2223-10	247,435	58,698	188,737	Ombudsman Services
Solano Pride Center	Solano	AP-2223-17	78,794	27,281	51,513	Supportive Services: Telephone Reassurance, Case Management, Peer Counseling
Innovative Health Solutions IIID	Both	AP-2223-21	35,707	6,145	29,562	Disease Prevention and Health Promotion
Innovative Health Solutions III E	Solano	AP-2223-30	25,285	1,899	23,386	Family Caregiver
Food Bank CC Solano IIIB	Solano	AP-2223-39	50,433	20,712	29,721	Supportive Services: Cash Aid/Material Assistance
City of Benicia IIIB	Both	AP-2223-40	84,675	25,572	59,103	Supportive Services: Cash Aid/Material Assistance
Stella Wu-Chu	Both	AP-2223-11	36,000	15,200	20,800	Senior Nutrition Program Guidance, Inspection and Education
Collabria Care VII EAP	Napa	AP-2223-46	7,346	-	7,346	Elder Abuse Prevention
DIRECT SERVICES			\$ 3,398,177	\$ 922,573	\$ 2,475,604	
Napa / Solano Area Agency on Aging Admin	Both		344,817	212,440	132,377	Administration
ADMINISTRATION			\$ 344,817	\$ 212,440	\$ 132,377	
GRAND TOTAL			\$ 3,742,994	\$ 1,135,013	\$ 2,607,981	
PERCENTAGE			100.00%	30.32%	69.68%	

D. ALLOCATED FUNDING EXPENDITURE RATES - ADMINISTRATION AND DIRECT SERVICE CONTRACTORS

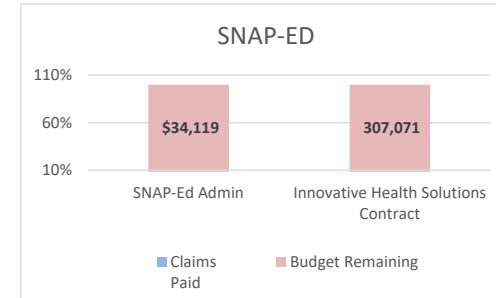


PART II: SNAP-ED AND CALFRESH EXPANSION

FFY 2023 SNAP-ED

PERIOD: 10/01/2022 - 09/30/2023

	Contract No.	%	Total Budget	Claims Paid	Budget Remaining
SNAP-Ed/CalFresh Health Living					
SNAP-Ed Admin		10%	\$ 34,119	\$ -	\$ 34,119
Innovative Health Solutions Contract	SP-2223-12	90%	307,071	-	307,071
Total Funding		100%	\$ 341,190	\$ -	\$ 341,190



FFY 2023 CALFRESH EXPANSION

PERIOD: 10/01/2022 - 09/30/2023

	Contract No.	%	Total Budget	Claims Paid	Budget Remaining
CalFresh Expansion					
Food Bank of Contra Costa and Solano County	CF-2223-01	100%	\$ 52,435	\$ -	\$ 52,435
Total Funding		100%	\$ 52,435	\$ -	\$ 52,435

PART III: AGING & DISABILITY RESOURCE CONNECTION (ADRC)

PERIOD: 07/01/2022 - 06/30/2023

	Solano
Total Funding	\$ 183,840
Less: Allocated - Direct Services	(132,440)
Balance	\$ 51,400

Direct Services Provider	Contract No.	Contract Period	Total Budget	Claims Paid	Budget Remaining
Diane Kaljian	AD-2223-02	8/1/2022 - 6/30/2023	\$ 14,000	\$ -	\$ 14,000
Independent Living resources of Solano & CC	AD-2223-03	1/1/2023 - 6/30/2023	118,440.00	-	118,440.00
			\$ 132,440.00	\$ -	\$ 132,440.00

PART IV: INTERGENERATION AND FALL PREVENTION ACTIVITIES (IF)

PERIOD: 07/01/2022 - 12/31/2024

	Napa	Solano	Total
Total Funding	\$ 172,045	\$ 495,053	\$ 667,098
Less: Allocated - Direct Services FY22-23	(124,361)	(272,553)	(396,914)
Unallocated Funding	<u>\$ 47,684</u>	<u>\$ 222,500</u>	<u>\$ 270,184</u>

** To be Allocated to Meals on Wheels and Legal Services of Northern California in FY23/24*

FY22-23 Direct Services Provider	Contract No.	Service Area	Contract Period	Total Budget	Claims Paid	Budget Remaining	Services
Meals on Wheels	IF-2223-01	Solano	09/01/22 - 06/30/23	85,294	-	85,294	Dignity at Home Fall Prevention
Share the Care	IF-2223-02	Napa	09/01/22 - 06/30/23	\$ 59,283	\$ -	\$ 59,283	Dignity at Home Fall Prevention
Collabria Care	IF-2223-03	Napa	09/01/22 - 06/30/23	17,395	-	17,395	Family Caregiving
North Coast Opportunities	IF-2223-04	Solano	09/01/22 - 06/30/23	50,052	-	50,052	Family Caregiving
Legal Services of Northern California	IF-2223-05	Both	01/01/23 - 12/31/23	184,890	-	184,890	Senior Legal Services
Total Funding				<u>\$ 396,914</u>	<u>\$ -</u>	<u>\$ 396,914</u>	

PART V: NUTRITION INFRASTRUCTURE (NI)

PERIOD: 10/01/2022 - 12/31/2024

Total Funding (Direct Services)	\$ 833,254
Less: Allocated	(646,798)
Unallocated Funding	<u>\$ 186,456</u>

FY22-23 Direct Services Provider	Contract No.	Contract Period	Total Budget	Claims Paid	Budget Remaining
Innovative Health Solutions	NI-2223-02	01/01/2023 - 12/31/2023	\$ 186,680	\$ -	\$ 186,680
Meals on Wheels	NI-2223-01	01/01/2023 - 12/31/2023	460,118	-	460,118
			<u>\$ 646,798</u>	<u>\$ -</u>	<u>\$ 646,798</u>

PART VI: AMERICAN RESCUE PLAN ACT (ARPA)

PERIOD: 04/01/2021 - 09/30/2024

	Total	III B	III C1/C2	III D	III E	VII
Total Funding	\$ 2,040,390	\$ 665,891	\$ 1,085,692	\$ 63,694	\$ 207,765	\$ 17,348
Less: Allocated (Admin)	(195,936)	(66,589)	(108,570)	-	(20,777)	-
Less: Allocated (Direct Services)	(985,921)	(236,060)	(568,561)	(63,694)	(117,606)	-
Unallocated Funding	\$ 1,054,469	\$ 429,831	\$ 517,131	\$ -	\$ 90,159	\$ 17,348

FY22-23 Direct Services Provider	Funding Type	Contract No.	Service Area	Contract Period	Total Budget	Claims Paid	Budget Remaining
City of Benicia	III B	Pending	Both	-	\$ 45,000	\$ -	\$ 45,000
Community Action of Napa Valley	III C2	ARP-2223-02	Napa	01/01/2023 - 12/31/2023	126,000	-	126,000
Collabria Care	III B	ARP-2223-03	Napa	12/01/2022 - 11/30/2023	20,000	-	20,000
Collabria Care	III E	ARP-2223-04	Napa	12/01/2022 - 11/30/2023	48,224	-	48,224
Faith in Action	III B	ARP-2223-05	Solano	12/01/2022 - 11/30/2023	14,000	-	14,000
Innovative Health Solutions	III B	Pending	Solano	-	50,000	-	50,000
Innovative Health Solutions	III C2	ARP-2223-07	Solano	01/01/2023 - 12/31/2023	160,000	-	160,000
Innovative Health Solutions	III D	Pending	Both	-	63,694	-	63,694
Meals on Wheels	III C2	ARP-2223-09	Solano	01/01/2023 - 12/31/2023	282,561	-	282,561
Meals on Wheels	III B	Pending	Solano	-	16,000	-	16,000
Molly's Angels	III B	Pending	Napa	-	11,000	-	11,000
Redwood Care	III E	Pending	Solano	-	69,382	-	69,382
Share the Care Napa Valley	III B	ARP-2223-13	Napa	12/01/2022 - 11/30/2023	42,560	-	42,560
Solano Pride	III B	Pending	Solano	-	37,500	-	37,500
					<u>\$ 985,921</u>	<u>\$ -</u>	<u>\$ 985,921</u>