

NAPA/SOLANO AREA AGENCY ON AGING



ASSISTANCE - ADVOCACY - ANSWERS



FISCAL REPORT

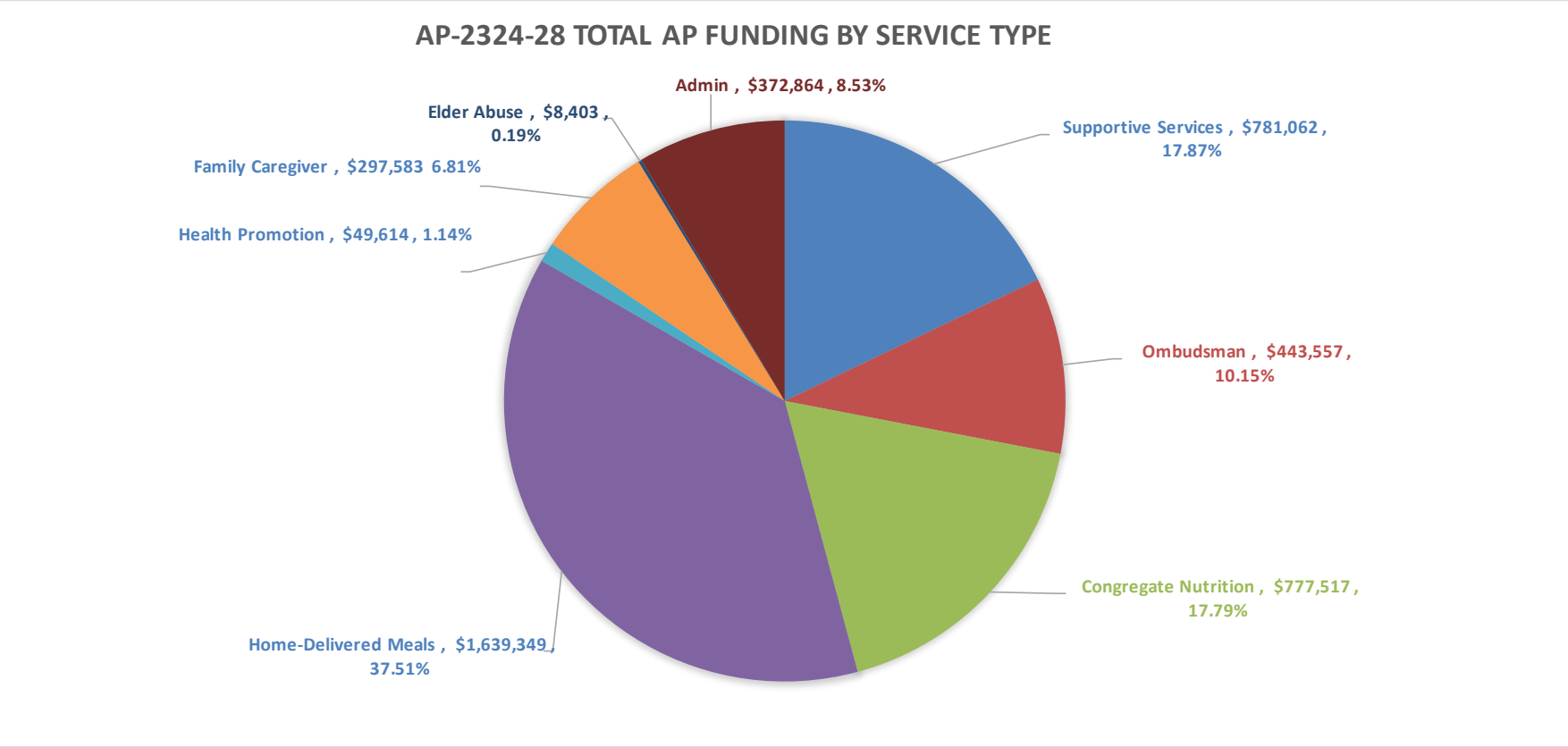
As of January 31, 2024

I. AREA PLAN

Period of Funding:	07/01/23 - 06/30/24
Funding Amount:	\$4,369,949
Funding Allocated to Administration:	\$372,864
Funding Allocated to Direct Services:	\$3,997,085
Balance to be Allocated:	\$0
Total Expenditures as of 01/31/24:	\$1,719,278
% of Expenditures to Total Funding:	39.34%

I. AREA PLAN - Contract Funding by Service Type

	Supportive Services	Ombudsman	Congregate Nutrition	Home-Delivered Meals	Health Promotion	Family Caregiver	Elder Abuse	Admin	Total
Baseline	\$ 522,185	\$ 423,678	\$ 870,411	\$ 1,506,054	\$ 40,644	\$ 265,731	\$ 7,246	\$ 372,864	\$ 4,008,813
Adjustments/Transfers	\$ 200,000	\$ -	\$ (197,759)	\$ 20,518	\$ -	\$ -	\$ -	\$ -	\$ 22,759
One Time Only (OTO)	\$ 58,877	\$ 19,879	\$ 104,865	\$ 112,777	\$ 8,970	\$ 31,852	\$ 1,157	\$ -	\$ 338,377
Total Funding - AP-2324-28	\$ 781,062	\$ 443,557	\$ 777,517	\$ 1,639,349	\$ 49,614	\$ 297,583	\$ 8,403	\$ 372,864	\$ 4,369,949
Less: Allocated Funding	(781,062)	(443,557)	(777,517)	(1,639,349)	(49,614)	(297,583)	(8,403)	(372,864)	(4,369,949)
Unallocated Funding	\$ -	\$ -	\$ -	\$ -	\$ -	\$ -	\$ -	\$ -	\$ -



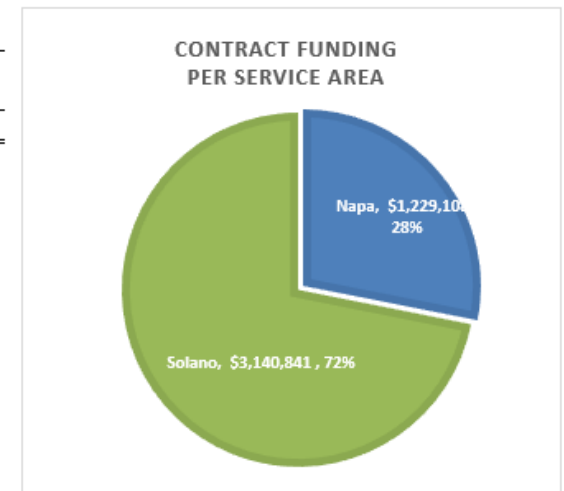
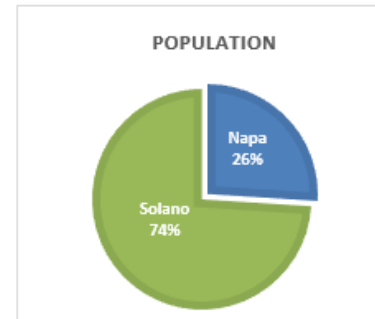
I. AREA PLAN - Contract Funding by Service Area

Service Area	Supportive Services	Ombudsman	Congregate Nutrition	Home-Delivered Meals	Health Promotion	Family Caregiver	Elder Abuse	Admin	Total	% to Total
Napa	\$ 163,833	\$ 170,638	\$ 199,741	\$ 419,285	\$ -	\$ 77,372	\$ 8,403	\$ -	\$ 1,039,272	23.78%
Solano	345,567	272,919	568,492	1,193,348	-	220,211	-	-	2,600,537	59.51%
Both	271,662	-	9,284	26,716	49,614	-	-	372,864	730,140	16.71%
Total	\$ 781,062	\$ 443,557	\$ 777,517	\$ 1,639,349	\$ 49,614	\$ 297,583	\$ 8,403	\$ 372,864	\$ 4,369,949	100.00%

Service Area	Contracts Serving Napa or Solano		Contracts Serving Both Counties **		Total	%
	Amount	%	Amount	%		
Napa	\$ 1,039,272	28.55%	\$ 189,836	26.00%	\$ 1,229,108	28.13%
Solano	2,600,537	71.45%	540,304	74.00%	3,140,841	71.87%
Total	\$ 3,639,809	100.00%	\$ 730,140	100.00%	\$ 4,369,949	100.00%

County	Population	%
Napa	39,050	26.00%
Solano	111,138	74.00%
Total	150,188	100.00%

**Percentage of allocation are based on prorated share of population served in each County as Provided by California Department of Aging (2023 Statistical Data)



II. SNAP-Ed & CalFresh Expansion

FFY 2024 SNAP-ED

Period of Funding:	10/01/23 - 09/30/24
Funding Amount:	\$341,190
Funding Allocated to Administration:	\$34,119
Funding Allocated to Direct Services:	\$307,071
Balance to be Allocated:	\$0
Total Expenditures as of 01/31/24:	\$0
% of Expenditures to Total Funding:	0%

II. SNAP-Ed & CalFresh Expansion

FFY 2024 CalFresh Expansion

Period of Funding:	10/01/23 - 09/30/24
Funding Amount:	\$52,435
Funding Allocated to Administration:	\$0
Funding Allocated to Direct Services:	\$52,435
Balance to be Allocated:	\$0
Total Expenditures as of 01/31/24:	\$18,916
% of Expenditures to Total Funding:	36.08%

III. Aging & Disability Resource Connection (ADRC)

Period of Funding:	07/01/22 - 06/30/24
Funding Amount:	\$396,091
Funding Allocated to Administration:	\$144,852
Funding Allocated to Direct Services:	\$251,239
Balance to be Allocated:	\$0
Total Expenditures as of 01/31/24:	\$89,800
% of Expenditures to Total Funding:	22.67%

IV. Intergenerational and Fall Prevention Activities (IF)

Period of Funding:	07/01/22 - 09/30/24
Funding Amount:	\$667,098
Funding Allocated to Administration:	\$0
Funding Allocated to Direct Services:	\$667,098
Napa	\$172,045
Solano	\$495,053
Balance to be Allocated:	\$0
Total Expenditures as of 01/31/24:	\$294,299
% of Expenditures to Total Funding:	44.12%

V. Nutrition Infrastructure (NI)

Period of Funding:	10/01/22 - 09/30/24
Funding Amount:	\$833,254
Funding Allocated to Administration:	\$0
Funding Allocated to Direct Services:	\$646,798
Balance to be Allocated:	\$186,456*
Total Expenditures as of 01/31/24:	\$646,798
% of Expenditures to Funding Allocated to Direct Services:	100%

* Informed CDA that the remaining unallocated funds will not be utilized.

VI. American Rescue Plan Act (ARPA)

Period of Funding:	04/01/21 - 09/30/24
---------------------------	----------------------------

Funding Amount:	\$2,040,390
------------------------	--------------------

Funding Allocated to Administration:	\$195,936
--------------------------------------	-----------

Funding Allocated to Direct Services:	\$1,735,454
---------------------------------------	-------------

Balance to be Allocated:	\$109,000
--------------------------	-----------

Total Expenditures as of 01/31/24:	\$905,242
---	------------------

% of Expenditures to Total Funding:	44.37%
-------------------------------------	--------

VII. Modernizing Older Californians Act (OM)

Period of Funding: 01/01/23 - 03/31/26

Funding Amount: \$920,783

Funding Allocated to Administration: \$83,708

Funding Allocated to Direct Services: \$837,075

Balance to be Allocated: \$0

Total Expenditures as of 01/31/24: \$262,313

% of Expenditures to Total Funding: 28.49%

**Multi-Year Contract	Contract Term	Total Funding
Term - I	01/01/2023 - 03/31/2025	\$ 549,733
Term - II	07/01/2023 - 03/31/2026	371,050
TOTAL		\$ 920,783

VIII. Digital Connection (DC)

Period of Funding:	02/01/23 - 09/30/24
Funding Amount:	\$493,948
Funding Allocated to Administration:	\$0
Funding Allocated to Direct Services:	\$493,948
Balance to be Allocated:	\$0
Total Expenditures as of 01/31/24:	\$0
% of Expenditures to Total Funding:	0%

IX. Modernizing the Older Californian’s Act Nutrition (NM)

Period of Funding: 07/01/23 - 03/31/29

Funding Amount:	\$2,198,830
Funding Allocated to Administration:	\$7,550
Funding Allocated to Direct Services:	\$263,870
Balance to be Allocated:	\$1,927,410

Total Expenditures as of 01/31/24:	\$0
% of Expenditures to Total Funding:	0%

** Multi-Year Contract	Contract Term	Total Funding
Term - II	07/01/2023 - 03/31/2026	\$ 271,420
Term - III	07/01/2024 - 03/31/2027	642,470
Term - IV	07/01/2025 - 03/31/2028	642,470
Term - V	07/01/2026 - 03/31/2029	642,470
		\$ 2,198,830

X. Total CDA Funding for Providers

Providers	AP	SnapEd/ CalFresh FFY2024	ADRC	IF	NI	ARP	OM	DC	NM	Total
1 Alzheimer's Association	\$ 30,305	-	-	-	-	-	-	-	-	\$ 30,305
2 Brown-Miller Communications, Inc.	\$ -	-	-	-	-	100,000	-	-	-	100,000
3 City of Benicia	\$ 118,093	-	-	-	-	45,000	387,075	-	-	550,168
4 Collabria Care	\$ 146,799	-	-	17,395	-	68,224	-	128,426	-	360,844
5 Community Action of Napa Valley	\$ 619,026	-	-	-	-	252,000	-	-	68,052	939,078
6 Empowered Aging	\$ 347,919	-	-	-	-	11,646	-	-	-	359,565
7 Faith in Action	\$ 50,000	-	-	-	-	28,000	-	-	-	78,000
8 Food Bank CC Solano	\$ 50,000	52,435	-	-	-	-	-	-	-	102,435
9 Independent Living Resources of Solano & CC	\$ -	-	251,239	-	-	122,242	-	365,522	-	739,003
10 Innovative Health Solutions	\$ 74,899	307,071	-	-	186,680	273,694	-	-	-	842,344
11 Legal Services of Northern California	\$ 153,569	-	-	369,781	-	-	-	-	-	523,350
12 Meals on Wheels	\$ 1,853,613	-	-	170,587	460,118	565,122	300,000	-	195,818	3,545,258
13 Molly's Angels	\$ 273,447	-	-	-	-	27,702	-	-	-	301,149
14 North Coast Opportunities - DBA Redwood Caregivers	\$ 164,621	-	-	50,052	-	138,764	-	-	-	353,437
15 Share the Care Napa Valley	\$ -	-	-	59,283	-	65,560	150,000	-	-	274,843
16 Solano Pride Center	\$ 78,794	-	-	-	-	37,500	-	-	-	116,294
17 Stella Wu-Chu	\$ 36,000	-	-	-	-	-	-	-	-	36,000
Total Direct Services	\$ 3,997,085	\$359,506	\$251,239	\$667,098	\$ 646,798	\$1,735,454	\$ 837,075	\$ 493,948	\$ 263,870	\$ 9,252,073
Admin	372,864	34,119	144,852	-	-	195,936	83,708	-	7,550	\$ 839,029
Total Funding	\$ 4,369,949	\$393,625	\$396,091	\$667,098	\$ 646,798	\$1,931,390	\$ 920,783	\$ 493,948	\$ 271,420	\$10,091,102

THANK YOU!