Fiscal Report

As of October 31, 2026

Napa Solano

AREA AGENCY ON AGING

assistance ► advocacy ► answers

I. Area Plan

FY 2026-2027 Area Plan

Period of Funding:	07/01/26 – 06/30/27

Funding Amount:	$4,183,252
Funding Allocated to Administration:	$374,359
Funding Allocated to Direct Services:	$3,704,378
Balance to be Allocated:	$104,515

Total Expenditures as of 10/31/2026:	$806,854
% of Expenditures to Total Allocated Funding:	19.78%

I. Area Plan – Provider Actual Expenditures

Provider	Service Area	Contract No.	Total Budget	Claims Paid	Budget Remaining	Services
Alzheimer's Association	Solano	AP-2627-14	34,000	5,229	28,771	Family Caregivers: Information Services, Access Assistance, Support Services
Collabria Care	Napa	AP-2627-09	52,480	13,120	39,360	Supportive Services: Information and Assistance, Case Management
Collabria Care	Napa	AP-2627-29	73,643	14,440	59,203	Family Caregivers: Support Services, Respite Care, Access Assistance
Collabria Care	Napa	AP-2627-46	7,762	951	6,811	Elder Abuse Prevention
Community Action of Napa Valley	Napa	AP-2627-01	571,546	95,258	476,288	Congregate Meals, Home-Delivered Meals, and Nutrition Education
Empowered Aging	Solano	AP-2627-10	282,072	72,514	209,558	Ombudsman Services
Faith in Action	Solano	AP-2627-02	74,980	9,758	65,222	Supportive Services: Transportation
Food is Free Solano	Solano	AP-2627-53	102,520	16,267	86,253	Supportive Services: Senior Meal Boxes
Independent Living Resources of Solano & Contra Costa	Both	AP-2627-50	80,000	-	80,000	Supportive Services: Cash/Material Aid, Residential Repairs/Modifications
Independent Living Resources of Solano & Contra Costa	Solano	AP-2627-51	70,000	16,428	53,572	Supportive Services: Information and Assistance, Case Management
Innovative Health Solutions	Both	AP-2627-21	42,383	10,046	32,337	Disease Prevention and Health Promotion
Innovative Health Solutions	Solano	AP-2627-30	25,556	5,457	20,099	Older Relative Caregivers: Information Services, Access Assistance
Innovative Health Solutions	Solano	AP-2627-52	517,372	106,649	410,723	Congregate Meals
Legal Services of Northern California	Both	AP-2627-05	88,000	14,723	73,277	Supportive Services: Legal Assistance
Meals on Wheels Solano County	Solano	AP-2627-06	1,067,861	202,461	865,400	Home-Delivered Meals and Nutrition Education
Meals on Wheels Solano County	Solano	AP-2627-60	44,100	5,377	38,723	Supportive Services: Home Modifications
Molly's Angels of Napa Valley	Both	AP-2627-08	122,020	40,568	81,452	Supportive Services: Transportation, Telephone Reassurance
Molly's Angels of Napa Valley	Napa	AP-2627-26	177,483	49,724	127,759	Ombudsman Services
North Coast Opportunities - DBA Redwood Caregivers	Solano	AP-2627-16	144,700	17,511	127,189	Family Caregivers: Support Services, Supplemental Services, Respite Care
Share the Care Napa Valley	Napa	AP-2627-47	15,900	-	15,900	Supportive Services: Home Modifications
Solano Pride Center	Solano	AP-2627-17	50,000	14,080	35,920	Supportive Services: Telephone Reassurance, Case Management, Peer Counseling
Stella Wu-Chu	Both	AP-2627-11	60,000	22,943	37,057	Senior Nutrition Program Guidance, Inspection and Education
DIRECT SERVICES			**$ 3,704,378**	**$ 733,504**	**$ 2,970,874**	
Napa / Solano Area Agency on Aging Admin	Both		374,359	73,350	301,009	Administration
ADMINISTRATION			**$ 374,359**	**$ 73,350**	**$ 301,009**	
GRAND TOTAL			**$ 4,078,737**	**$ 806,854**	**$ 3,271,883**	
PERCENTAGE			**100.00%**	**19.78%**	**80.22%**	

I. Area Plan - Contract Funding by Service Type

	Supportive Services	Ombudsman	Congregate Nutrition	Home-Delivered Meals	Health Promotion	Family Caregiver	Elder Abuse	Admin	Total
Baseline	$ 535,875	$ 459,555	$ 983,358	$ 1,397,546	$ 42,383	$ 277,899	$ 7,762	$ 374,359	$ 4,078,737
Adjustments/Transfers	164,125	-	(263,551)	99,426	-	-	-	-	-
One Time Only (OTO)	55,999	1,969	7,104	5,515	4,811	28,621	496	-	104,515
Total Funding - FY26-27 Area Plan	$ 755,999	$ 461,524	$ 726,911	$ 1,502,487	$ 47,194	$ 306,520	$ 8,258	$ 374,359	$ 4,183,252
Less: Allocated Funding	(700,000)	(459,555)	(719,807)	(1,496,972)	(42,383)	(277,899)	(7,762)	(374,359)	(4,078,737)
Unallocated Funding	$ 55,999	$ 1,969	$ 7,104	$ 5,515	$ 4,811	$ 28,621	$ 496	$ -	$ 104,515

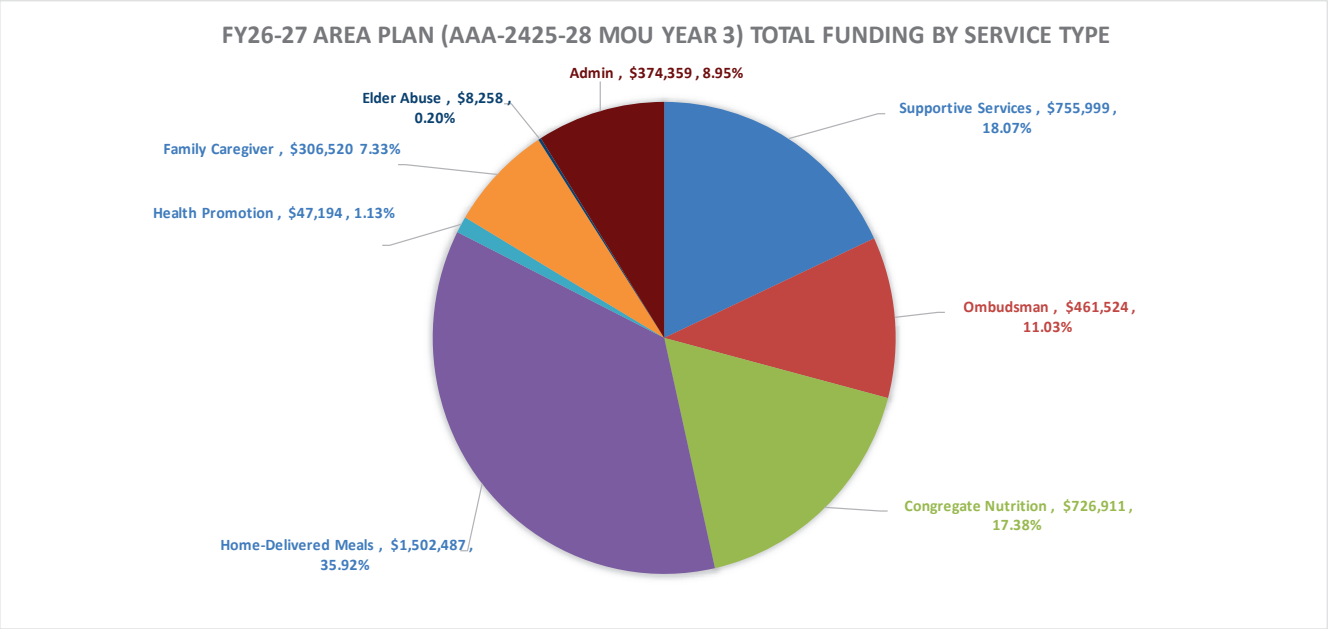

I. Area Plan - Contract Funding by Service Area

Service Area	Supportive Services	Ombudsman	Congregate Nutrition	Home-Delivered Meals	Health Promotion	Family Caregiver	Elder Abuse	Admin	Total	% to Total
Napa	$ 68,380	$ 177,483	$ 186,535	$ 385,011	$ -	$ 73,643	$ 7,762	$ -	$ 898,814	22.04%
Solano	341,600	282,072	517,372	1,067,861	-	204,256	-	-	2,413,161	59.16%
Both	290,020	-	15,900	44,100	42,383	-	-	374,359	766,762	18.80%
Total	$ 700,000	$ 459,555	$ 719,807	$ 1,496,972	$ 42,383	$ 277,899	$ 7,762	$ 374,359	$ 4,078,737	100.00%

	Contracts Serving Napa or Solano		Contracts Serving Both Counties **			
Service Area	Amount	%	Amount	%	Total	%
Napa	$ 898,814	*27.14%*	$ 203,192	*26.50%*	$ 1,102,006	*27.02%*
Solano	2,413,161	*72.86%*	563,570	*73.50%*	2,976,731	*72.98%*
Total	$ 3,311,975	*100.00%*	$ 766,762	*100.00%*	$ 4,078,737	*100.00%*

County	Population	%
Napa	41,359	26.50%
Solano	114,737	73.50%
Total	156,096	100.00%

**Percentage of allocation are based on prorated share of population served in each County as Provided by California Department of Aging (2026 Statistical Data)

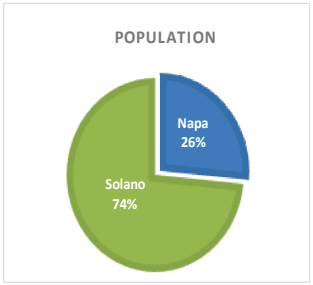

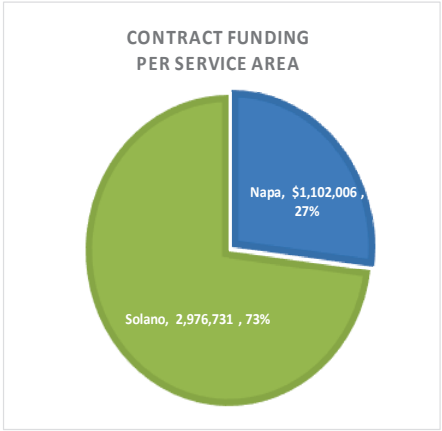

II. Aging & Disability Resource Connection (ADRC)

FY 2026-2027 Solano County ADRC

Period of Funding:	07/01/26 – 06/30/27

Funding Amount:	$267,450
Funding Allocated to Administration:	$51,600
Funding Allocated to Direct/Contracted Services:	$215,850
Balance to be Allocated:	$0

Total Expenditures as of 10/31/2026:	$69,621
% of Expenditures to Total Funding:	26.03%

II. Aging & Disability Resource Connection (ADRC)

FY 2026-2027 Napa County ADRC

Period of Funding:	07/01/26 – 06/30/27

Funding Amount:	$90,000
Funding Allocated to Administration:	$12,727
Funding Allocated to Direct/Contracted Services:	$77,273
Balance to be Allocated:	$0

Total Expenditures as of 10/31/2026:	$0
% of Expenditures to Total Funding:	0%

III. Modernizing the Older Californian's Act Nutrition (NM)

(Home-Delivered Meals)

Period of Funding:	**07/01/23 – 03/31/29**

Funding Amount:	**$2,198,830**
Funding Allocated to Administration:	$71,218
Funding Allocated to Direct Services:	$1,485,142
Balance to be Allocated:	$642,470

Total Expenditures for Term II, III & IV as of 10/31/2026:	**$1,012,960**
% of Expenditures to Total Funding:	46.07%

III. Modernizing the Older Californian's Act Nutrition (NM)

(Home-Delivered Meals)

Continued...

**Multi-Year Contract	Contract Term	Total Funding
Term – II	07/01/2023 – 03/31/2026	$271,420
Term – III	07/01/2024 – 03/31/2027	$642,470
Term – IV	07/01/2025 – 03/31/2028	$642,470
Term – V	07/01/2026 – 03/31/2029	$642,470
	Total	**$2,198,830**

IV. Medicare Improvements for Patients & Providers Act (MIPPA)

(Outreach, Education, and Medicare Application Assistance)

FY 2026-2027 MIPPA

Period of Funding:	**09/01/26 – 08/31/27**

Funding Amount:	**$8,329**
Funding Allocated to Administration:	$0
Funding Allocated to Direct Services:	$8,329
Balance to be allocated:	$0

Total Expenditures as of 10/31/2026:	**$0**
% of Expenditures to Total Funding:	0%

V. Total Current CDA Funding by Provider

	Providers	AP	ADRC Solano	ADRC Napa	NM	MIPPA	Total
1	Alzheimer's Association	34,000	-	-	-	-	34,000
2	Brown-Miller Communications, Inc.	-	20,450	-	-		20,450
3	Collabria Care	133,885	-	77,273	-	-	211,158
4	Community Action of Napa Valley	571,546	-	-	323,034	-	894,580
5	Empowered Aging	282,072	-	-	-	-	282,072
6	Faith in Action	74,980	-	-	-	-	74,980
7	Food is Free Solano	102,520	-	-	-	-	102,520
8	Food Bank of Contra Costa and Solano County	-	-	-	-	-	-
9	Independent Living Resources of Solano & Contra Costa Counties	150,000	170,000	-	-	8,329	328,329
10	Innovative Health Solutions	585,311	-	-	-	-	585,311
11	Legal Services of Northern California	88,000	-	-	-	-	88,000
12	Meals on Wheels Solano County	1,111,961	-	-	890,688	-	2,002,649
13	Molly's Angels of Napa Valley	299,503	-	-	-	-	299,503
14	North Coast Opportunities - DBA Redwood Caregivers	144,700	-	-	-	-	144,700
15	Share the Care Napa Valley	15,900	-	-	-	-	15,900
16	Solano Pride Center	50,000	-	-	-	-	50,000
17	Stella Wu-Chu	60,000	-	-	-	-	60,000
18	ADRC - Other Costs	-	25,400	-	-	-	25,400
	Total Direct/Contracted Services (Program)	**$ 3,704,378**	**$ 215,850**	**$ 77,273**	**$ 1,213,722**	**$ 8,329**	**$ 5,219,552**
	Total Admin	374,359	51,600	12,727	71,218	-	509,904
	Total Funding	**$ 4,078,737**	**$ 267,450**	**$ 90,000**	**$ 1,284,940**	**$ 8,329**	**$ 5,729,456**

VI. Area Plan Funding by Provider

Provider	Service Area	Total Budget	Services
Alzheimer's Association	Solano	34,000	Family Caregivers: Information Services, Access Assistance, Support Services
Collabria Care	Napa	52,480	Supportive Services: Information and Assistance, Case Management
Collabria Care	Napa	73,643	Family Caregivers: Support Services, Respite Care, Access Assistance
Collabria Care	Napa	7,762	Elder Abuse Prevention
Community Action of Napa Valley	Napa	571,546	Congregate Meals, Home-Delivered Meals, and Nutrition Education
Empowered Aging	Solano	282,072	Ombudsman Services
Faith in Action	Solano	74,980	Supportive Services: Transportation
Food is Free Solano	Solano	102,520	Supportive Services: Senior Meal Boxes
Independent Living Resources of Solano & Contra Costa	Both	80,000	Supportive Services: Cash/Material Aid, Residential Repairs/Modifications
Independent Living Resources of Solano & Contra Costa	Solano	70,000	Supportive Services: Information and Assistance, Case Management
Innovative Health Solutions	Both	42,383	Disease Prevention and Health Promotion
Innovative Health Solutions	Solano	25,556	Older Relative Caregivers: Information Services, Access Assistance
Innovative Health Solutions	Solano	517,372	Congregate Meals
Legal Services of Northern California	Both	88,000	Supportive Services: Legal Assistance
Meals on Wheels Solano County	Solano	1,067,861	Home-Delivered Meals and Nutrition Education
Meals on Wheels Solano County	Solano	44,100	Supportive Services: Home Modifications
Molly's Angels of Napa Valley	Both	122,020	Supportive Services: Transportation, Telephone Reassurance
Molly's Angels of Napa Valley	Napa	177,483	Ombudsman Services
North Coast Opportunities - DBA Redwood Caregivers	Solano	144,700	Family Caregivers: Support Services, Supplemental Services, Respite Care
Share the Care Napa Valley	Napa	15,900	Supportive Services: Home Modifications
Solano Pride Center	Solano	50,000	Supportive Services: Telephone Reassurance, Case Management, Peer Counseling
Stella Wu-Chu	Both	60,000	Senior Nutrition Program Guidance, Inspection and Education
DIRECT SERVICES		**$ 3,704,378**	
Napa / Solano Area Agency on Aging Admin	Both	374,359	Administration
ADMINISTRATION		**$ 374,359**	
GRAND TOTAL		**$ 4,078,737**	
PERCENTAGE		**100.00%**	

Fiscal Report

As of October 31, 2026

Napa Solano

AREA AGENCY ON AGING

assistance ► advocacy ► answers

I. Area Plan

FY 2026-2027 Area Plan

Period of Funding:	07/01/26 – 06/30/27

Funding Amount:	$4,183,252
Funding Allocated to Administration:	$374,359
Funding Allocated to Direct Services:	$3,704,378
Balance to be Allocated:	$104,515

Total Expenditures as of 10/31/2026:	$806,854
% of Expenditures to Total Allocated Funding:	19.78%

I. Area Plan – Provider Actual Expenditures

Provider	Service Area	Contract No.	Total Budget	Claims Paid	Budget Remaining	Services
Alzheimer's Association	Solano	AP-2627-14	34,000	5,229	28,771	Family Caregivers: Information Services, Access Assistance, Support Services
Collabria Care	Napa	AP-2627-09	52,480	13,120	39,360	Supportive Services: Information and Assistance, Case Management
Collabria Care	Napa	AP-2627-29	73,643	14,440	59,203	Family Caregivers: Support Services, Respite Care, Access Assistance
Collabria Care	Napa	AP-2627-46	7,762	951	6,811	Elder Abuse Prevention
Community Action of Napa Valley	Napa	AP-2627-01	571,546	95,258	476,288	Congregate Meals, Home-Delivered Meals, and Nutrition Education
Empowered Aging	Solano	AP-2627-10	282,072	72,514	209,558	Ombudsman Services
Faith in Action	Solano	AP-2627-02	74,980	9,758	65,222	Supportive Services: Transportation
Food is Free Solano	Solano	AP-2627-53	102,520	16,267	86,253	Supportive Services: Senior Meal Boxes
Independent Living Resources of Solano & Contra Costa	Both	AP-2627-50	80,000	-	80,000	Supportive Services: Cash/Material Aid, Residential Repairs/Modifications
Independent Living Resources of Solano & Contra Costa	Solano	AP-2627-51	70,000	16,428	53,572	Supportive Services: Information and Assistance, Case Management
Innovative Health Solutions	Both	AP-2627-21	42,383	10,046	32,337	Disease Prevention and Health Promotion
Innovative Health Solutions	Solano	AP-2627-30	25,556	5,457	20,099	Older Relative Caregivers: Information Services, Access Assistance
Innovative Health Solutions	Solano	AP-2627-52	517,372	106,649	410,723	Congregate Meals
Legal Services of Northern California	Both	AP-2627-05	88,000	14,723	73,277	Supportive Services: Legal Assistance
Meals on Wheels Solano County	Solano	AP-2627-06	1,067,861	202,461	865,400	Home-Delivered Meals and Nutrition Education
Meals on Wheels Solano County	Solano	AP-2627-60	44,100	5,377	38,723	Supportive Services: Home Modifications
Molly's Angels of Napa Valley	Both	AP-2627-08	122,020	40,568	81,452	Supportive Services: Transportation, Telephone Reassurance
Molly's Angels of Napa Valley	Napa	AP-2627-26	177,483	49,724	127,759	Ombudsman Services
North Coast Opportunities - DBA Redwood Caregivers	Solano	AP-2627-16	144,700	17,511	127,189	Family Caregivers: Support Services, Supplemental Services, Respite Care
Share the Care Napa Valley	Napa	AP-2627-47	15,900	-	15,900	Supportive Services: Home Modifications
Solano Pride Center	Solano	AP-2627-17	50,000	14,080	35,920	Supportive Services: Telephone Reassurance, Case Management, Peer Counseling
Stella Wu-Chu	Both	AP-2627-11	60,000	22,943	37,057	Senior Nutrition Program Guidance, Inspection and Education
DIRECT SERVICES			**$ 3,704,378**	**$ 733,504**	**$ 2,970,874**	
Napa / Solano Area Agency on Aging Admin	Both		374,359	73,350	301,009	Administration
ADMINISTRATION			**$ 374,359**	**$ 73,350**	**$ 301,009**	
GRAND TOTAL			**$ 4,078,737**	**$ 806,854**	**$ 3,271,883**	
PERCENTAGE			**100.00%**	**19.78%**	**80.22%**	

I. Area Plan - Contract Funding by Service Type

	Supportive Services	Ombudsman	Congregate Nutrition	Home-Delivered Meals	Health Promotion	Family Caregiver	Elder Abuse	Admin	Total
Baseline	$ 535,875	$ 459,555	$ 983,358	$ 1,397,546	$ 42,383	$ 277,899	$ 7,762	$ 374,359	$ 4,078,737
Adjustments/Transfers	164,125	-	(263,551)	99,426	-	-	-	-	-
One Time Only (OTO)	55,999	1,969	7,104	5,515	4,811	28,621	496	-	104,515
Total Funding - FY26-27 Area Plan	$ 755,999	$ 461,524	$ 726,911	$ 1,502,487	$ 47,194	$ 306,520	$ 8,258	$ 374,359	$ 4,183,252
Less: Allocated Funding	(700,000)	(459,555)	(719,807)	(1,496,972)	(42,383)	(277,899)	(7,762)	(374,359)	(4,078,737)
Unallocated Funding	$ 55,999	$ 1,969	$ 7,104	$ 5,515	$ 4,811	$ 28,621	$ 496	$ -	$ 104,515

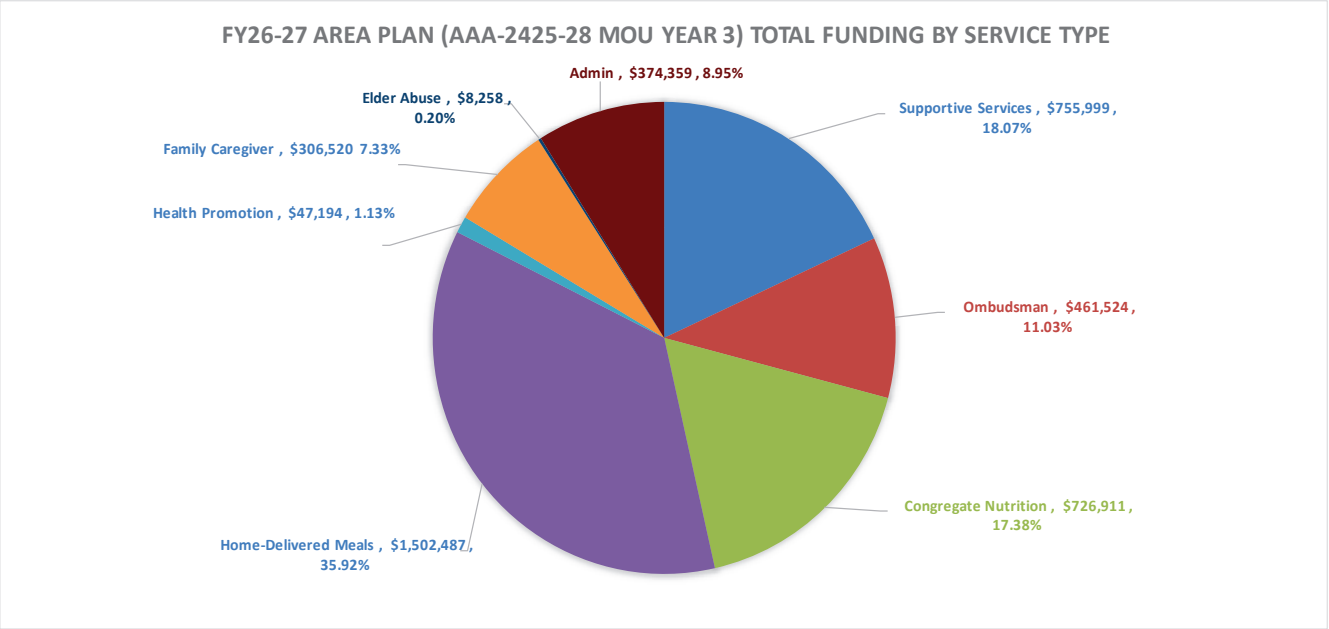

I. Area Plan - Contract Funding by Service Area

Service Area	Supportive Services	Ombudsman	Congregate Nutrition	Home-Delivered Meals	Health Promotion	Family Caregiver	Elder Abuse	Admin	Total	% to Total
Napa	$ 68,380	$ 177,483	$ 186,535	$ 385,011	$ -	$ 73,643	$ 7,762	$ -	$ 898,814	22.04%
Solano	341,600	282,072	517,372	1,067,861	-	204,256	-	-	2,413,161	59.16%
Both	290,020	-	15,900	44,100	42,383	-	-	374,359	766,762	18.80%
Total	$ 700,000	$ 459,555	$ 719,807	$ 1,496,972	$ 42,383	$ 277,899	$ 7,762	$ 374,359	$ 4,078,737	100.00%

	Contracts Serving Napa or Solano		Contracts Serving Both Counties **			
Service Area	Amount	%	Amount	%	Total	%
Napa	$ 898,814	*27.14%*	$ 203,192	*26.50%*	$ 1,102,006	*27.02%*
Solano	2,413,161	*72.86%*	563,570	*73.50%*	2,976,731	*72.98%*
Total	$ 3,311,975	*100.00%*	$ 766,762	*100.00%*	$ 4,078,737	*100.00%*

County	Population	%
Napa	41,359	26.50%
Solano	114,737	73.50%
Total	156,096	100.00%

**Percentage of allocation are based on prorated share of population served in each County as Provided by California Department of Aging (2026 Statistical Data)

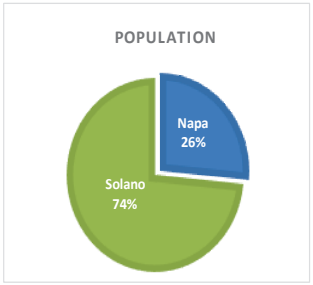

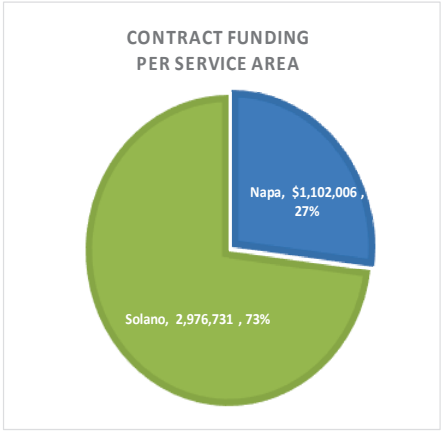

II. Aging & Disability Resource Connection (ADRC)

FY 2026-2027 Solano County ADRC

Period of Funding:	07/01/26 – 06/30/27

Funding Amount:	$267,450
Funding Allocated to Administration:	$51,600
Funding Allocated to Direct/Contracted Services:	$215,850
Balance to be Allocated:	$0

Total Expenditures as of 10/31/2026:	$69,621
% of Expenditures to Total Funding:	26.03%

II. Aging & Disability Resource Connection (ADRC)

FY 2026-2027 Napa County ADRC

Period of Funding:	07/01/26 – 06/30/27

Funding Amount:	$90,000
Funding Allocated to Administration:	$12,727
Funding Allocated to Direct/Contracted Services:	$77,273
Balance to be Allocated:	$0

Total Expenditures as of 10/31/2026:	$0
% of Expenditures to Total Funding:	0%

III. Modernizing the Older Californian's Act Nutrition (NM)

(Home-Delivered Meals)

Period of Funding:	**07/01/23 – 03/31/29**

Funding Amount:	**$2,198,830**
Funding Allocated to Administration:	$71,218
Funding Allocated to Direct Services:	$1,485,142
Balance to be Allocated:	$642,470

Total Expenditures for Term II, III & IV as of 10/31/2026:	**$1,012,960**
% of Expenditures to Total Funding:	46.07%

III. Modernizing the Older Californian's Act Nutrition (NM)

(Home-Delivered Meals)

Continued...

**Multi-Year Contract	Contract Term	Total Funding
Term – II	07/01/2023 – 03/31/2026	$271,420
Term – III	07/01/2024 – 03/31/2027	$642,470
Term – IV	07/01/2025 – 03/31/2028	$642,470
Term – V	07/01/2026 – 03/31/2029	$642,470
	Total	**$2,198,830**

IV. Medicare Improvements for Patients & Providers Act (MIPPA)

(Outreach, Education, and Medicare Application Assistance)

FY 2026-2027 MIPPA

Period of Funding:	**09/01/26 – 08/31/27**

Funding Amount:	**$8,329**
Funding Allocated to Administration:	$0
Funding Allocated to Direct Services:	$8,329
Balance to be allocated:	$0

Total Expenditures as of 10/31/2026:	**$0**
% of Expenditures to Total Funding:	0%

V. Total Current CDA Funding by Provider

	Providers	AP	ADRC Solano	ADRC Napa	NM	MIPPA	Total
1	Alzheimer's Association	34,000	-	-	-	-	34,000
2	Brown-Miller Communications, Inc.	-	20,450	-	-		20,450
3	Collabria Care	133,885	-	77,273	-	-	211,158
4	Community Action of Napa Valley	571,546	-	-	323,034	-	894,580
5	Empowered Aging	282,072	-	-	-	-	282,072
6	Faith in Action	74,980	-	-	-	-	74,980
7	Food is Free Solano	102,520	-	-	-	-	102,520
8	Food Bank of Contra Costa and Solano County	-	-	-	-	-	-
9	Independent Living Resources of Solano & Contra Costa Counties	150,000	170,000	-	-	8,329	328,329
10	Innovative Health Solutions	585,311	-	-	-	-	585,311
11	Legal Services of Northern California	88,000	-	-	-	-	88,000
12	Meals on Wheels Solano County	1,111,961	-	-	890,688	-	2,002,649
13	Molly's Angels of Napa Valley	299,503	-	-	-	-	299,503
14	North Coast Opportunities - DBA Redwood Caregivers	144,700	-	-	-	-	144,700
15	Share the Care Napa Valley	15,900	-	-	-	-	15,900
16	Solano Pride Center	50,000	-	-	-	-	50,000
17	Stella Wu-Chu	60,000	-	-	-	-	60,000
18	ADRC - Other Costs	-	25,400	-	-	-	25,400
	Total Direct/Contracted Services (Program)	**$ 3,704,378**	**$ 215,850**	**$ 77,273**	**$ 1,213,722**	**$ 8,329**	**$ 5,219,552**
	Total Admin	374,359	51,600	12,727	71,218	-	509,904
	Total Funding	**$ 4,078,737**	**$ 267,450**	**$ 90,000**	**$ 1,284,940**	**$ 8,329**	**$ 5,729,456**

VI. Area Plan Funding by Provider

Provider	Service Area	Total Budget	Services
Alzheimer's Association	Solano	34,000	Family Caregivers: Information Services, Access Assistance, Support Services
Collabria Care	Napa	52,480	Supportive Services: Information and Assistance, Case Management
Collabria Care	Napa	73,643	Family Caregivers: Support Services, Respite Care, Access Assistance
Collabria Care	Napa	7,762	Elder Abuse Prevention
Community Action of Napa Valley	Napa	571,546	Congregate Meals, Home-Delivered Meals, and Nutrition Education
Empowered Aging	Solano	282,072	Ombudsman Services
Faith in Action	Solano	74,980	Supportive Services: Transportation
Food is Free Solano	Solano	102,520	Supportive Services: Senior Meal Boxes
Independent Living Resources of Solano & Contra Costa	Both	80,000	Supportive Services: Cash/Material Aid, Residential Repairs/Modifications
Independent Living Resources of Solano & Contra Costa	Solano	70,000	Supportive Services: Information and Assistance, Case Management
Innovative Health Solutions	Both	42,383	Disease Prevention and Health Promotion
Innovative Health Solutions	Solano	25,556	Older Relative Caregivers: Information Services, Access Assistance
Innovative Health Solutions	Solano	517,372	Congregate Meals
Legal Services of Northern California	Both	88,000	Supportive Services: Legal Assistance
Meals on Wheels Solano County	Solano	1,067,861	Home-Delivered Meals and Nutrition Education
Meals on Wheels Solano County	Solano	44,100	Supportive Services: Home Modifications
Molly's Angels of Napa Valley	Both	122,020	Supportive Services: Transportation, Telephone Reassurance
Molly's Angels of Napa Valley	Napa	177,483	Ombudsman Services
North Coast Opportunities - DBA Redwood Caregivers	Solano	144,700	Family Caregivers: Support Services, Supplemental Services, Respite Care
Share the Care Napa Valley	Napa	15,900	Supportive Services: Home Modifications
Solano Pride Center	Solano	50,000	Supportive Services: Telephone Reassurance, Case Management, Peer Counseling
Stella Wu-Chu	Both	60,000	Senior Nutrition Program Guidance, Inspection and Education
DIRECT SERVICES		**$ 3,704,378**	
Napa / Solano Area Agency on Aging Admin	Both	374,359	Administration
ADMINISTRATION		**$ 374,359**	
GRAND TOTAL		**$ 4,078,737**	
PERCENTAGE		**100.00%**	

Thank You



www.aaans.org

Napa Solano

AREA AGENCY ON AGING

assistance ► advocacy ► answers