

NAPA/SOLANO AREA AGENCY ON AGING



ASSISTANCE - ADVOCACY - ANSWERS



FISCAL REPORT

As of March 31, 2023

I. AREA PLAN

Period of Funding:	07/01/22 - 06/30/23
---------------------------	----------------------------

Funding Amount:	\$3,899,556
------------------------	--------------------

Funding Allocated to Administration:	\$344,817
--------------------------------------	-----------

Funding Allocated to Direct Services:	\$3,554,739
---------------------------------------	-------------

Balance to be Allocated:	\$0
--------------------------	-----

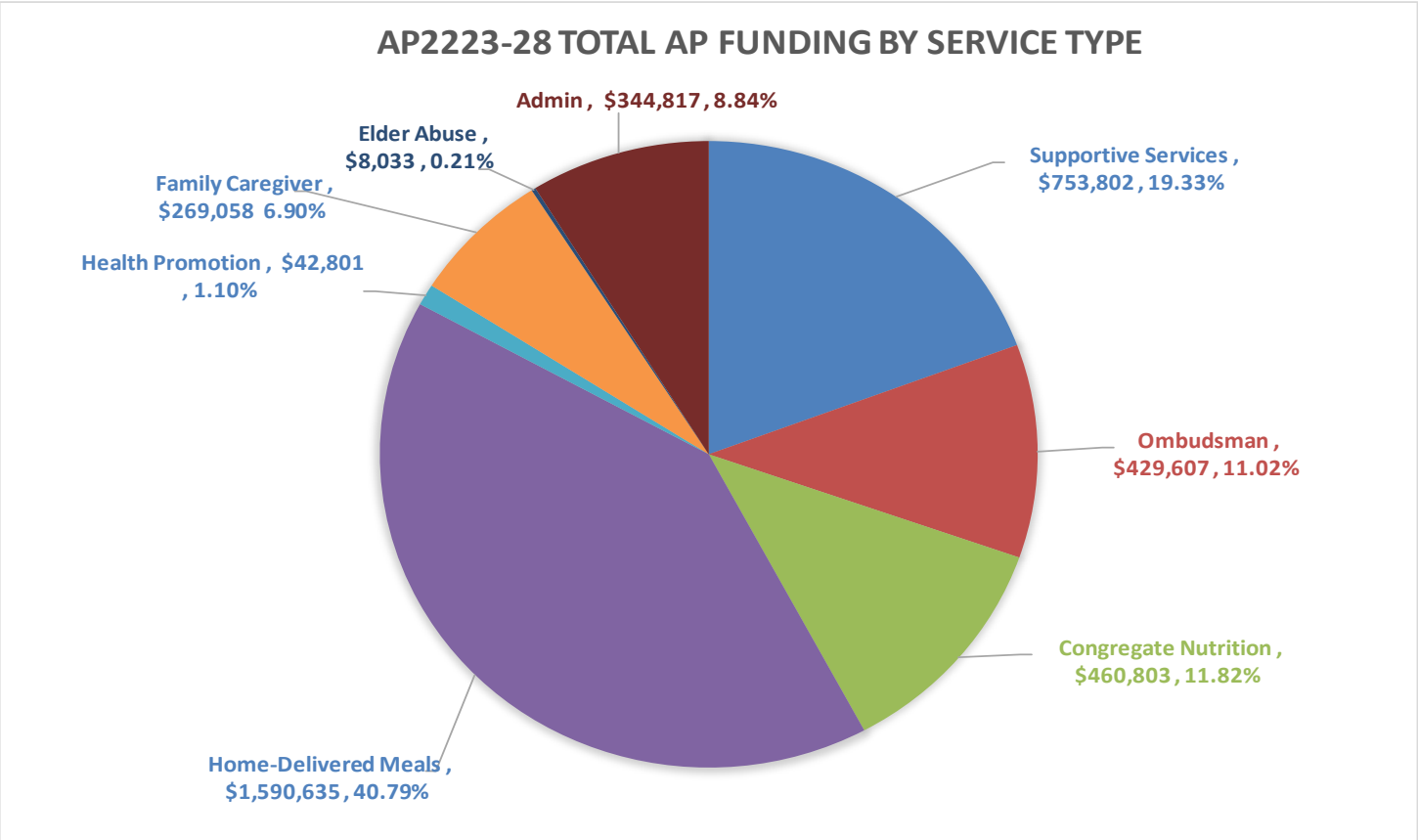
Total Expenditures as of 03/31/23:	\$2,066,425
---	--------------------

% of Expenditures to Total Funding:	52.99%
-------------------------------------	--------

I. AREA PLAN - Contract Funding by Service Type

Updated Baseline (Inc. Adj/Trans)
 One Time Only (OTO)
 Total Funding - AP2223-28
 Less: Allocated Funding
 Unallocated Funding

	Supportive Services	Ombudsman	Congregate Nutrition	Home-Delivered Meals	Health Promotion	Family Caregiver	Elder Abuse	Admin	Total
Updated Baseline (Inc. Adj/Trans)	\$ 725,452	\$ 409,725	\$ 436,180	\$ 1,537,649	\$ 35,707	\$ 246,123	\$ 7,346	\$ 344,817	\$ 3,742,999
One Time Only (OTO)	\$ 28,350	\$ 19,882	\$ 24,623	\$ 52,986	\$ 7,094	\$ 22,935	\$ 687	\$ -	\$ 156,557
Total Funding - AP2223-28	\$ 753,802	\$ 429,607	\$ 460,803	\$ 1,590,635	\$ 42,801	\$ 269,058	\$ 8,033	\$ 344,817	\$ 3,899,556
Less: Allocated Funding	(753,802)	(429,607)	(460,803)	(1,590,635)	(42,801)	(269,058)	(8,033)	(344,817)	(3,899,556)
Unallocated Funding	\$ -	\$ -	\$ -	\$ -	\$ -	\$ -	\$ -	\$ -	\$ -



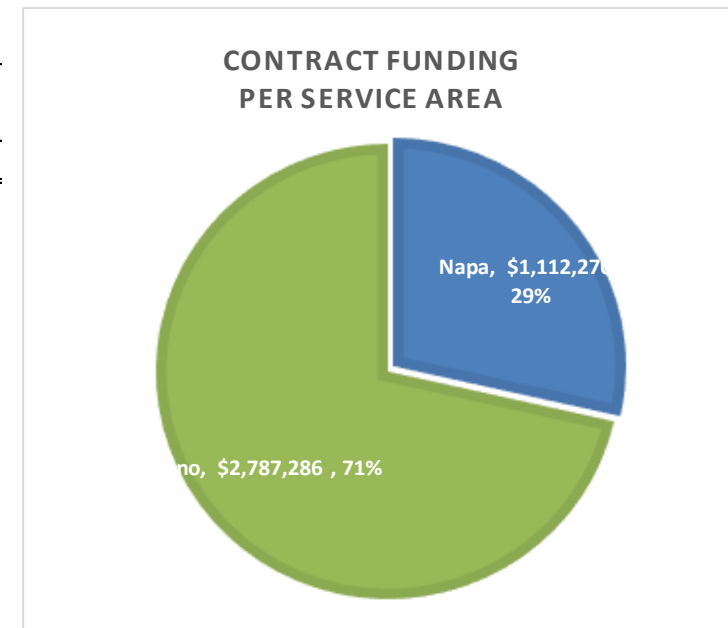
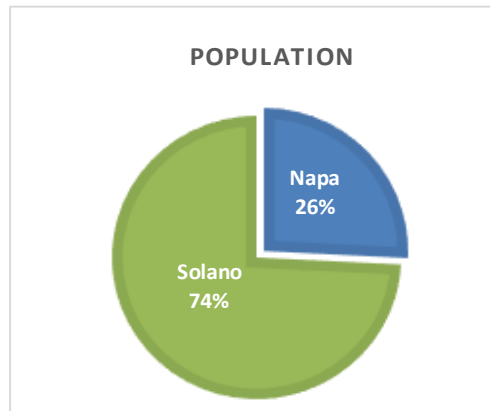
I. AREA PLAN - Contract Funding by Service Area

Service Area	Supportive Services	Ombudsman	Congregate Nutrition	Home-Delivered Meals	Health Promotion	Family Caregiver	Elder Abuse	Admin	Total	% to Total
Napa	\$ 148,525	\$ 170,454	\$ 141,045	\$ 403,335	\$ -	\$ 69,390	\$ 8,033	\$ -	\$ 940,782	24.13%
Solano	363,955	259,153	310,474	1,160,584	-	199,668	-	-	\$ 2,293,834	58.82%
Both	241,322	-	9,284	26,716	42,801	-	-	344,817	\$ 664,940	17.05%
Total	\$ 753,802	\$ 429,607	\$ 460,803	\$ 1,590,635	\$ 42,801	\$ 269,058	\$ 8,033	\$ 344,817	\$ 3,899,556	100.00%

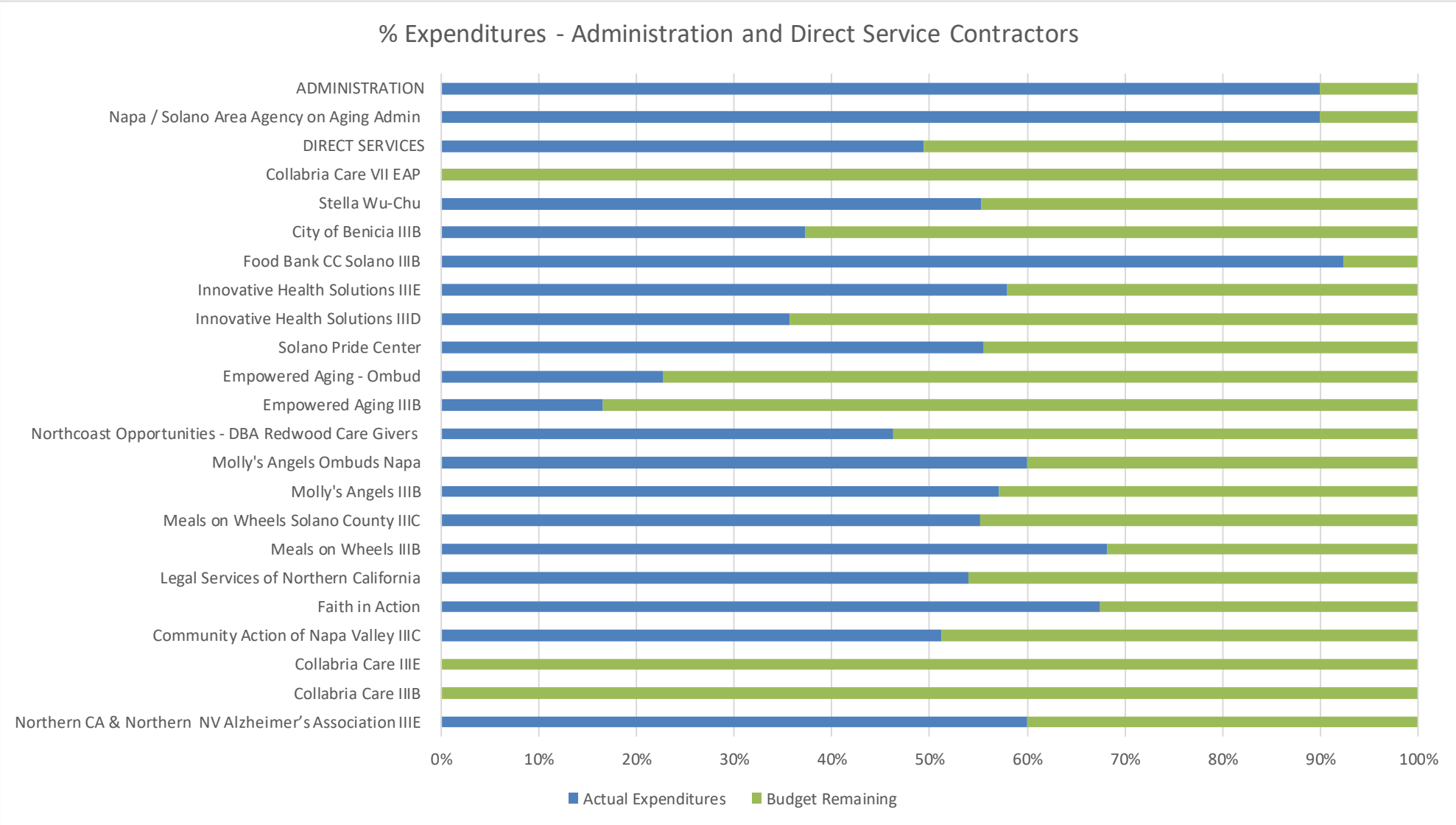
Service Area	Contracts Serving Napa or Solano		Contracts Serving Both Counties **		Total	%
	Amount	%	Amount	%		
Napa	\$ 940,782	29.08%	\$ 171,488	25.79%	\$ 1,112,270	28.52%
Solano	2,293,834	70.92%	493,452	74.21%	\$ 2,787,286	71.48%
Total	\$ 3,234,616	100.00%	\$ 664,940	100.00%	\$ 3,899,556	100.00%

County	Population	%
Napa	39,362	25.79%
Solano	113,277	74.21%
Total	152,639	100.00%

**Percentage of allocation are based on prorated share of population served in each County as Provided by California Department of Aging (2022 Statistical Data)



I. AREA PLAN - Contract Expenditures



II. SNAP-Ed & CalFresh Expansion

FFY 2023 SNAP-ED

Period of Funding:	10/01/22 - 09/30/23
Funding Amount:	\$341,190
Funding Allocated to Administration:	\$34,119
Funding Allocated to Direct Services:	\$307,071
Balance to be Allocated:	\$0
Total Expenditures as of 03/31/23:	\$182,676
% of Expenditures to Total Funding:	53.54%

II. SNAP-Ed & CalFresh Expansion

FFY 2023 CalFresh Expansion

Period of Funding:	10/01/22 - 09/30/23
Funding Amount:	\$52,435
Funding Allocated to Administration:	\$0
Funding Allocated to Direct Services:	\$52,435
Balance to be Allocated:	\$0
Total Expenditures as of 03/31/23:	\$15,180
% of Expenditures to Total Funding:	28.95%

III. Aging & Disability Resource Connection (ADRC)

Period of Funding:	07/01/22 - 06/30/23
Funding Amount:	\$183,840
Funding Allocated to Administration:	\$14,000
Funding Allocated to Direct Services:	\$118,440
Balance to be Allocated:	\$51,400
Total Expenditures as of 03/31/23:	\$7,000
% of Expenditures to Total Funding:	3.81%

- Amended contract with CDA - In Process/Pending
- Period of funding is extended through 06/30/24.
- Funding increased from \$183,840 to \$396,091.

IV. Intergenerational and Fall Prevention Activities (IF)

Period of Funding:	07/01/22 - 12/31/24
Funding Amount:	\$667,098
Funding Allocated to Administration:	\$0
Funding Allocated to Direct Services:	\$396,914
Napa	\$124,361
Solano	\$272,553
Balance to be Allocated:	\$270,184
Total Expenditures as of 03/31/23:	\$70,380
% of Expenditures to Total Funding:	10.55%

V. Nutrition Infrastructure (NI)

Period of Funding:	10/01/22 - 12/31/24
---------------------------	----------------------------

Funding Amount:	\$833,254
------------------------	------------------

Funding Allocated to Administration:	\$0
--------------------------------------	-----

Funding Allocated to Direct Services:	\$646,798
---------------------------------------	-----------

Balance to be Allocated:	\$186,456
--------------------------	-----------

Total Expenditures as of 03/31/23:	\$38,050
---	-----------------

% of Expenditures to Total Funding:	4.57%
-------------------------------------	-------

VI. American Rescue Plan Act (ARPA)

Period of Funding:	04/01/21 - 09/30/24
---------------------------	----------------------------

Funding Amount:	\$2,040,390
------------------------	--------------------

Funding Allocated to Administration:	\$195,936
--------------------------------------	-----------

Funding Allocated to Direct Services:	\$969,921
---------------------------------------	-----------

Balance to be Allocated:	\$1,070,469
--------------------------	-------------

Total Expenditures as of 03/31/23:	\$48,296
---	-----------------

% of Expenditures to Total Funding:	2.37%
-------------------------------------	-------

VII. Modernizing Older Californians Act (OM)

Period of Funding:	01/01/23 - 03/31/26
Funding Amount:	\$920,783

- Revenue contract with CDA - In Process/Pending

VIII. Digital Connections (DC)

Period of Funding:	02/01/23 - 12/31/23
Funding Amount:	\$493,948

- Revenue contract with CDA - In Process/Pending

THANK YOU!