

Fiscal Report

As of March 31, 2025

Napa
Solano



AREA AGENCY ON AGING
assistance ► advocacy ► answers

I. Area Plan

Period of Funding:

07/01/24 – 06/30/25

Funding Amount:

\$4,431,322

Funding Allocated to Administration:

\$378,699

Funding Allocated to Direct Services:

\$4,051,712

Balance to be Allocated:

\$911

Total Expenditures as of 03/31/2025:


\$2,697,238

% of Expenditures to Total Funding:

60.88%



I. Area Plan – Provider Actual Expenditures



Provider	Service Area	Contract No.	Total Budget	Claims Paid	Budget Remaining	Services
Alzheimer's Association	Solano	AP-2425-14	31,042	12,404	18,638	Family Caregiver: Info Services, Access Assistance, Support Services
Collabria Care	Napa	AP-2425-09-A1	67,975	60,000	7,975	Supportive Services: Info and Assist, Outreach, Case Mgmt
Collabria Care	Napa	AP-2425-29-A1	82,866	62,994	19,872	Family Caregiver: Adult Day, Support
Community Action of Napa Valley	Napa	AP-2425-01-A2	582,303	343,823	238,480	Congregate Meals, Home Delivered Meals, and Nutrition Education
Faith in Action	Solano	AP-2425-02-A1	74,000	32,148	41,852	Transportation
Legal Services of Northern California	Both	AP-2425-05-A1	115,777	53,689	62,088	Legal Services
Meals on Wheels	Solano	AP-2425-06-A2	1,096,355	870,784	225,571	Home Delivered Meals and Nutrition Education
Molly's Angels	Both	AP-2425-08-A1	151,220	90,643	60,577	Supportive Services: Transportation and Telephone Reassurance
Molly's Angels	Napa	AP-2425-26-A2	195,028	113,410	81,618	Ombudsman Services
North Coast Opportunities - DBA Redwood Caregivers	Solano	AP-2425-16 - A1	166,014	92,791	73,223	Caregiver: Support Services, Respite Care
Empowered Aging	Solano	AP-2425-10-A2	332,473	188,413	144,060	Ombudsman Services
Solano Pride Center	Solano	AP-2425-17-A1	65,000	30,742	34,258	Supportive Services: Telephone Reassurance, Case Management, Peer Counseling
Independent Living Resources of Solano & CC	Solano	AP-2425-50	100,000	-	100,000	Supportive Services: Cash Aid/Material Assistance, Residential Repairs
Independent Living Resources of Solano & CC	Solano	AP-2425-51	95,000	-	95,000	Supportive Services: Info and Assist, Case Mgmt
Innovative Health Solutions	Solano	AP-2425-52-A2	589,541	347,536	242,005	Congregate Meals
Innovative Health Solutions	Both	AP-2425-21	56,819	46,137	10,682	Disease Prevention and Health Promotion
Innovative Health Solutions	Solano	AP-2425-30	25,000	19,046	5,954	Grandparents Family Caregiver Outreach
Share the Care Home Mods Napa	Napa	AP-2425-54	48,780	42,537	6,243	Supportive Services: Home Modifications
MOW Home Mods Solano	Solano	AP-2425-55	74,000	-	74,000	Supportive Services: Home Modifications
Food is Free Solano	Solano	AP-2425-39	40,000	35,835	4,165	Supportive Services: Meal Boxes
Stella Wu-Chu	Both	AP-2425-11 A1	55,000	40,200	14,800	Senior Nutrition Program Guidance, Inspection and Education
Collabria Care	Napa	AP-2425-46	7,519	1,496	6,023	Elder Abuse Prevention
DIRECT SERVICES			\$ 4,051,712	\$ 2,484,628	\$ 1,567,084	
Napa / Solano Area Agency on Aging Admin	Both		378,699	212,610	166,089	Administration
ADMINISTRATION			\$ 378,699	\$ 212,610	\$ 166,089	
GRAND TOTAL			\$ 4,430,411	\$ 2,697,238	\$ 1,733,173	

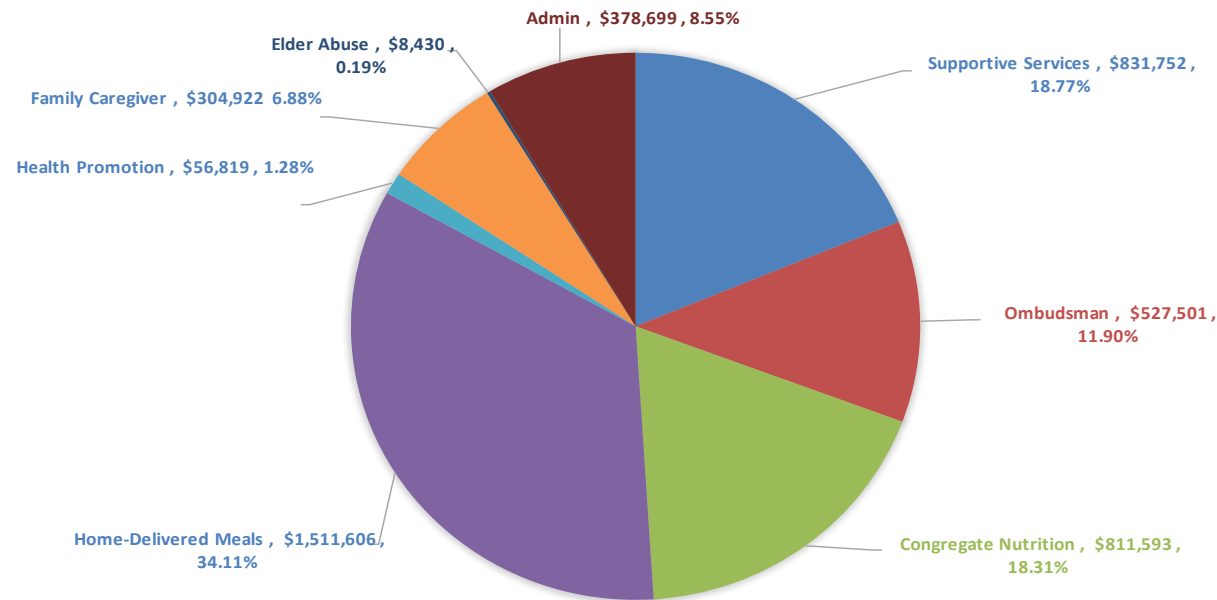


I. Area Plan - Contract Funding by Service Type

Baseline
Adjustments/Transfers
One Time Only (OTO)
Total Funding - AP-2425-28
Less: Allocated Funding
Unallocated Funding

Supportive Services	Ombudsman	Congregate Nutrition	Home-Delivered Meals	Health Promotion	Family Caregiver	Elder Abuse	Admin	Total
\$ 541,894	\$ 418,415	\$ 869,977	\$ 1,561,431	\$ 41,955	\$ 275,733	\$ 7,519	\$ 378,699	\$ 4,095,623
\$ 260,266	\$ -	\$ (187,449)	\$ (160,884)	\$ -	\$ -	\$ -	\$ -	\$ (88,067)
\$ 29,592	\$ 109,086	\$ 129,065	\$ 111,059	\$ 14,864	\$ 29,189	\$ 911	\$ -	\$ 423,766
\$ 831,752	\$ 527,501	\$ 811,593	\$ 1,511,606	\$ 56,819	\$ 304,922	\$ 8,430	\$ 378,699	\$ 4,431,322
(831,752)	(527,501)	(811,593)	(1,511,606)	(56,819)	(304,922)	(7,519)	(378,699)	(4,430,411)
\$ -	\$ -	\$ -	\$ -	\$ -	\$ -	\$ 911	\$ -	\$ 911

AP-2425-28 TOTAL AP FUNDING BY SERVICE TYPE



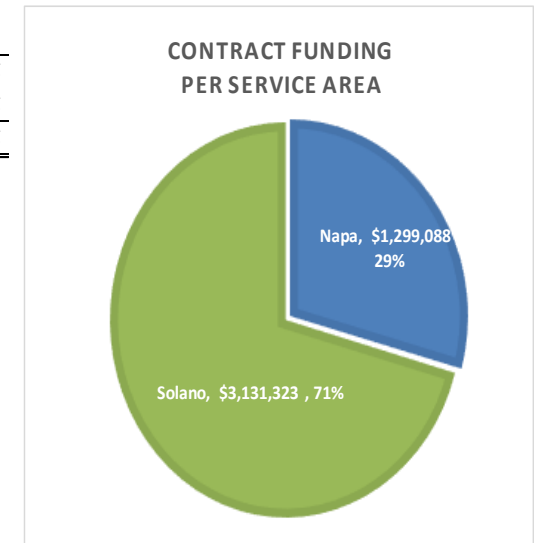
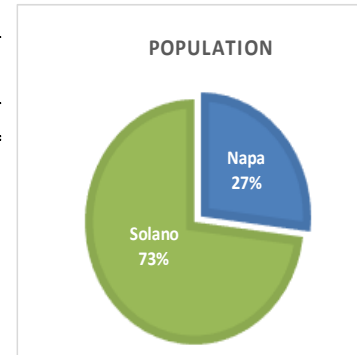
I. Area Plan - Contract Funding by Service Area

Service Area	Supportive Services	Ombudsman	Congregate Nutrition	Home-Delivered Meals	Health Promotion	Family Caregiver	Elder Abuse	Admin	Total	% to Total
Napa	\$ 267,975	\$ 195,028	\$ 207,230	\$ 375,073	\$ -	\$ 82,866	\$ 7,519	\$ -	\$ 1,135,691	25.63%
Solano	448,000	332,473	589,541	1,096,355	-	222,056	-	-	\$ 2,688,425	60.68%
Both	115,777	-	14,822	40,178	56,819	-	-	378,699	\$ 606,295	13.68%
Total	\$ 831,752	\$ 527,501	\$ 811,593	\$ 1,511,606	\$ 56,819	\$ 304,922	\$ 7,519	\$ 378,699	\$ 4,430,411	100.00%

Service Area	Contracts Serving Napa or Solano		Contracts Serving Both Counties **		Total	%
	Amount	%	Amount	%		
Napa	\$ 1,135,691	29.70%	\$ 163,397	26.95%	\$ 1,299,088	29.32%
Solano	2,688,425	70.30%	442,898	73.05%	\$ 3,131,323	70.68%
Total	\$ 3,824,116	100.00%	\$ 606,295	100.00%	\$ 4,430,411	100.00%

County	Population	%
Napa	41,780	26.95%
Solano	113,232	73.05%
Total	155,012	100.00%

**Percentage of allocation are based on prorated share of population served in each County as Provided by California Department of Aging (2024 Statistical Data)



II. SNAP-Ed & CalFresh Expansion

FFY 2025 SNAP-Ed

Period of Funding:

10/01/24 – 09/30/25

Funding Amount:

\$673,319

Funding Allocated to Administration:

\$67,332

Funding Allocated to Direct Services:

\$605,987

Balance to be Allocated:

\$0

Total Expenditures as of 03/31/25:

\$343,192

% of Expenditures to Total Funding:

50.97%



II. SNAP-Ed & CalFresh Expansion

FFY 2025 CalFresh Expansion

Period of Funding:	10/01/2024 – 09/30/25
---------------------------	------------------------------

Funding Amount:	\$52,435
------------------------	-----------------

Funding Allocated to Administration:	\$0
--------------------------------------	-----

Funding Allocated to Direct Services:	\$52,435
---------------------------------------	----------

Balance to be Allocated:	\$0
--------------------------	-----

Total Expenditures as of 03/31/25:	\$32,810
---	-----------------

% of Expenditures to Total Funding:	62.57%
-------------------------------------	--------



III. Aging & Disability Resource Connection (ADRC)

Period of Funding:

07/01/23 – 06/30/25

Funding Amount:

\$186,410

Funding Allocated to Administration:

\$10,906

Funding Allocated to Direct/Contracted Services

\$175,504

Balance to be allocated

\$0

Total Expenditures as of 03/31/25:

\$120,952

% of Expenditures to Total Funding:

64.88%



III. Aging & Disability Resource Connection (ADRC)

Period of Funding:

07/01/24 – 06/30/26

Funding Amount:

\$267,763

Funding Allocated to Administration:

\$26,775

Funding Allocated to Direct/Contracted Services

\$240,988

Balance to be allocated

\$0

Total Expenditures as of 03/31/25:

\$25,832

% of Expenditures to Total Funding:

9.65%



IV. American Rescue Plan Act (ARPA)

Period of Funding:

04/01/21 – 09/30/25

Funding Amount:

\$2,040,390

Funding Allocated to Administration:

\$195,936

Funding Allocated to Direct Services:

\$1,744,548

Funding Allocated to Emergency Kits:

\$99,906

Balance to be Allocated:

\$0

Total Expenditures as of 03/31/25:

\$1,937,359

% of Expenditures to Total Funding:

94.95%



V. Modernizing Older Californians Act (OM)

Period of Funding:	01/01/23 – 03/31/26
---------------------------	----------------------------

Funding Amount:	\$920,783
------------------------	------------------

Funding Allocated to Administration:	\$83,708
--------------------------------------	----------

Funding Allocated to Direct Services:	\$681,095
---------------------------------------	-----------

Balance to be Allocated:	\$155,980*
--------------------------	------------

Total Expenditures as of 03/31/25:	\$644,033
---	------------------

% of Expenditures to Total Funding:	69.94%
-------------------------------------	--------

* \$155,980 remaining funds of City of Benicia after contract has been terminated. Funds will be allocated FY25/26.



V. Modernizing Older Californians Act (OM)

Continued...

**Multi-Year Contract	Contract Term	Total Funding
Term – 1	01/01/2023 – 03/31/2025	\$549,733
Term – 2	07/01/2023 – 03/31/2026	\$371,050
	Total	\$920,783



VI. Modernizing the Older Californian's Act Nutrition (NM)

Period of Funding:	07/01/23 – 03/31/29
---------------------------	----------------------------

Funding Amount:	\$2,198,830
------------------------	--------------------

Funding Allocated to Administration:	\$0
--------------------------------------	-----

Funding Allocated to Direct Services:	\$271,420
---------------------------------------	-----------

Balance to be Allocated:	\$1,927,410
--------------------------	-------------

Total Expenditures as of 03/31/25:	\$250,914
---	------------------

% of Expenditures to Total Funding:	92.44%
-------------------------------------	--------



VI. Modernizing the Older Californian's Act Nutrition (NM)

Continued...

**Multi-Year Contract	Contract Term	Total Funding
Term – II	07/01/2023 – 03/31/2026	\$271,420
Term – III	07/01/2024 – 03/31/2027	\$642,470
Term – IV	07/01/2025 – 03/31/2028	\$642,470
Term – V	07/01/2026 – 03/31/2029	\$642,470
	Total	\$2,198,830



VII. Medicare Improvements for Patients & Providers Act (MIPPA)

Period of Funding:

10/01/24 – 08/31/25

Funding Amount:

\$37,601

Funding Allocated to Administration:

\$0

Funding Allocated to Direct Services

\$37,601

Balance to be allocated

\$0

Total Expenditures as of 02/28/25:

\$0

% of Expenditures to Total Funding:

0%



VII. Total CDA Funding for Providers

Providers		AP	SnapEd/ Calfresh FFY2025	ADRC	ARP	OM	NM	MIPPA	Total
1	Alzheimer's Association	\$ 31,042	-	-	-	-	-		\$ 31,042
2	Brown Miller Communications	\$ -	-	20,000	100,000	-	-		120,000
3	City of Benicia	\$ -	-	-	44,340	366,606	-		410,946
4	Collabria Care	\$ 158,360	-	-	67,301	-	-		225,661
5	Community Action of Napa Valley	\$ 582,303	-	-	252,000	-	73,148		907,451
6	Empowered Aging	\$ 332,473	-	-	11,646	-	-		344,119
7	Faith in Action	\$ 74,000	-	-	28,000	-	-		102,000
8	Food is Free Solano	\$ 40,000	-	-	-	-	-		40,000
	Food Bank CC Solano	\$ -	52,435	-	-	-	-		52,435
9	Independent Living Resources of Solano & CC	\$ 195,000	-	451,239	138,695	-	-	37,601	822,535
10	Innovative Health Solutions	\$ 671,360	605,987	-	273,694	-	-		1,551,041
11	Legal Services of Northern California	\$ 115,777	-	-	-	-	-		115,777
12	Meals on Wheels	\$ 1,096,355	-	-	565,122	320,469	198,272		2,180,218
	MOW Home Mods Solano	\$ 74,000	-	-	-	-	-		74,000
13	Molly's Angels	\$ 346,248	-	-	31,254	-	-		377,502
14	North Coast Opportunities - DBA Redwood Caregivers	\$ 166,014	-	-	138,764	-	-		304,778
15	Share the Care Napa Valley	\$ -	-	-	65,560	150,000	-		215,560
	Share the Care Home Mods Napa	\$ 48,780	-	-	-	-	-		48,780
16	Solano Pride Center	\$ 65,000	-	-	28,172	-	-		93,172
17	Stella Wu-Chu	\$ 55,000	-	-	-	-	-		55,000
17	Diane Kaljian	\$ -	-	38,000	-	-	-		38,000
18	OneEach Technologies, LLC	\$ -	-	13,995	-	-	-		13,995
19	RTZ	\$ -	-	8,950	-	-	-		8,950
20	ADRC-Other Cost	\$ -	-	72,744	-	-	-		72,744
21	ARPA-Other Cost	\$ -	-	-	99,906	-	-		99,906
Total Direct Services		\$ 4,051,712	\$ 658,422	\$ 604,928	\$ 1,844,454	\$ 837,075	\$ 271,420	\$ 37,601	\$ 8,305,612
Admin		378,699	67,332	58,926	195,936	83,708	-	-	\$ 784,601
Total Funding		\$ 4,430,411	\$ 725,754	\$ 663,854	\$ 2,040,390	\$ 920,783	\$ 271,420	\$ 37,601	\$ 9,090,213



VIII. Area Plan Funding for Providers

Provider	Service Area	Total Budget	Services
Alzheimer's Association	Solano	31,042	Family Caregiver: Info Services, Access Assistance, Support Services
Collabria Care	Napa	67,975	Supportive Services: Info and Assist, Outreach, Case Mgmt
Collabria Care	Napa	82,866	Family Caregiver: Adult Day, Support
Community Action of Napa Valley	Napa	582,303	Congregate Meals, Home Delivered Meals, and Nutrition Education
Faith in Action	Solano	74,000	Transportation
Legal Services of Northern California	Both	115,777	Legal Services
Meals on Wheels	Solano	1,096,355	Home Delivered Meals and Nutrition Education
Molly's Angels	Both	151,220	Supportive Services: Transportation and Telephone Reassurance
Molly's Angels	Napa	195,028	Ombudsman Services
North Coast Opportunities - DBA Redwood Caregivers	Solano	166,014	Caregiver: Support Services, Respite Care
Empowered Aging	Solano	332,473	Ombudsman Services
Solano Pride Center	Solano	65,000	Supportive Services: Telephone Reassurance, Case Management, Peer Counseling
Independent Living Resources of Solano & CC	Solano	100,000	Supportive Services: Cash Aid/Material Assistance, Residential Repairs
Independent Living Resources of Solano & CC	Solano	95,000	Supportive Services: Info and Assist, Case Mgmt
Innovative Health Solutions	Solano	589,541	Congregate Meals
Innovative Health Solutions	Both	56,819	Disease Prevention and Health Promotion
Innovative Health Solutions	Solano	25,000	Grandparents Family Caregiver Outreach
Share the Care Home Mods Napa	Napa	48,780	Supportive Services: Home Modifications
MOW Home Mods Solano	Solano	74,000	Supportive Services: Home Modifications
Food is Free Solano	Solano	40,000	Supportive Services: Meal Boxes
Stella Wu-Chu	Both	55,000	Senior Nutrition Program Guidance, Inspection and Education
Collabria Care	Napa	7,519	Elder Abuse Prevention
DIRECT SERVICES		\$ 4,051,712	
Napa / Solano Area Agency on Aging Admin	Both	378,699	Administration
ADMINISTRATION		\$ 378,699	
GRAND TOTAL		\$ 4,430,411	
PERCENTAGE		100.00%	



Thank You

www.aaans.org



AREA AGENCY ON AGING
assistance ► advocacy ► answers