

# NAPA/SOLANO AREA AGENCY ON AGING



ASSISTANCE - ADVOCACY - ANSWERS



## FISCAL REPORT

As of June 30, 2023

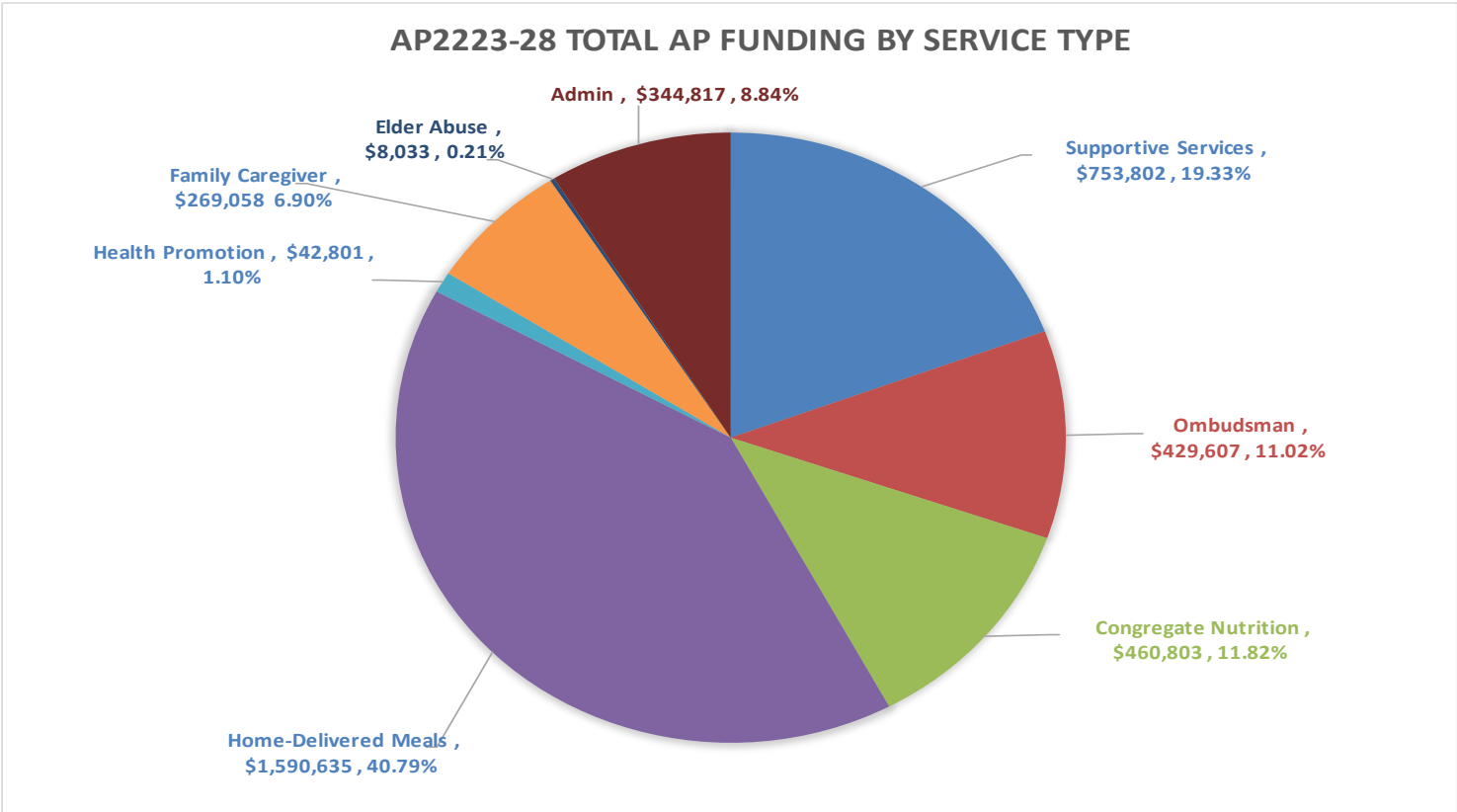
# I. AREA PLAN

---

<b>Period of Funding:</b>	<b>07/01/22 - 06/30/23</b>
<b>Funding Amount:</b>	<b>\$3,899,556</b>
Funding Allocated to Administration:	\$344,817
Funding Allocated to Direct Services:	\$3,554,739
Balance to be Allocated:	\$0
<b>Total Expenditures as of 06/30/23:</b>	<b>\$3,810,819</b>
% of Expenditures to Total Funding:	97.72%

# I. AREA PLAN - Contract Funding by Service Type

	Supportive Services	Ombudsman	Congregate Nutrition	Home-Delivered Meals	Health Promotion	Family Caregiver	Elder Abuse	Admin	Total
Updated Baseline (Inc. Adj/Trans)	\$ 725,452	\$ 409,725	\$ 436,180	\$ 1,537,649	\$ 35,707	\$ 246,123	\$ 7,346	\$ 344,817	\$ 3,742,999
One Time Only (OTO)	\$ 28,350	\$ 19,882	\$ 24,623	\$ 52,986	\$ 7,094	\$ 22,935	\$ 687	\$ -	\$ 156,557
Total Funding - AP2223-28	\$ 753,802	\$ 429,607	\$ 460,803	\$ 1,590,635	\$ 42,801	\$ 269,058	\$ 8,033	\$ 344,817	\$ 3,899,556
Less: Allocated Funding	(753,802)	(429,607)	(460,803)	(1,590,635)	(42,801)	(269,058)	(8,033)	(344,817)	(3,899,556)
Unallocated Funding	\$ -	\$ -	\$ -	\$ -	\$ -	\$ -	\$ -	\$ -	\$ -



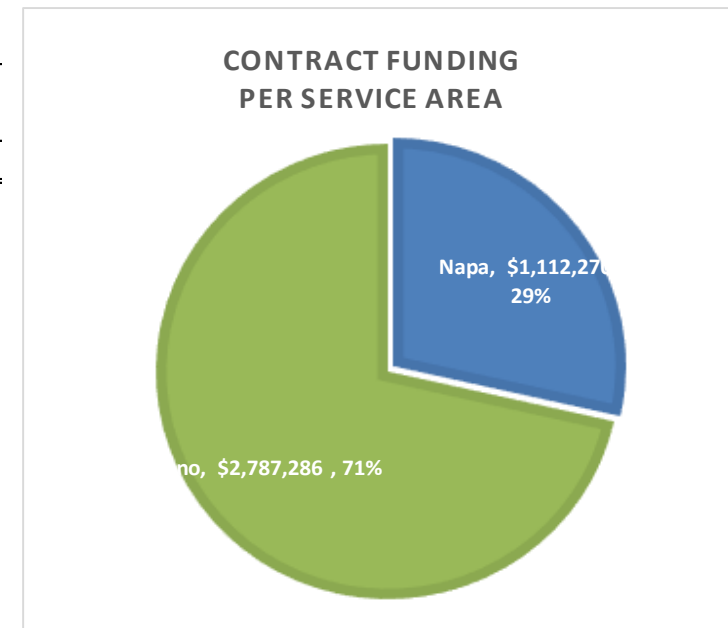
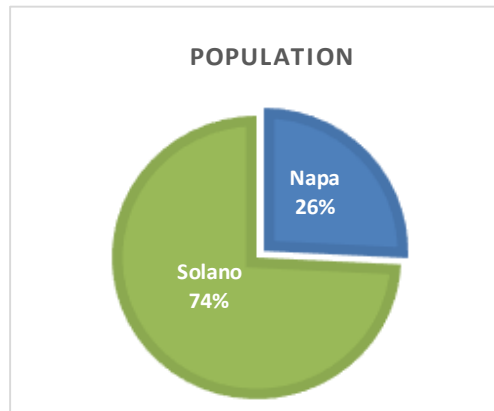
# I. AREA PLAN - Contract Funding by Service Area

Service Area	Supportive		Congregate	Home-	Health	Family	Elder Abuse	Admin	Total	% to Total
	Services	Ombudsman	Nutrition	Delivered Meals	Promotion	Caregiver				
Napa	\$ 148,525	\$ 170,454	\$ 141,045	\$ 403,335	\$ -	\$ 69,390	\$ 8,033	\$ -	\$ 940,782	24.13%
Solano	363,955	259,153	310,474	1,160,584	-	199,668	-	-	\$ 2,293,834	58.82%
Both	241,322	-	9,284	26,716	42,801	-	-	344,817	\$ 664,940	17.05%
<b>Total</b>	<b>\$ 753,802</b>	<b>\$ 429,607</b>	<b>\$ 460,803</b>	<b>\$ 1,590,635</b>	<b>\$ 42,801</b>	<b>\$ 269,058</b>	<b>\$ 8,033</b>	<b>\$ 344,817</b>	<b>\$ 3,899,556</b>	<b>100.00%</b>

Service Area	Contracts Serving Napa or Solano		Contracts Serving Both Counties **		Total	%
	Amount	%	Amount	%		
Napa	\$ 940,782	29.08%	\$ 171,488	25.79%	\$ 1,112,270	28.52%
Solano	2,293,834	70.92%	493,452	74.21%	\$ 2,787,286	71.48%
<b>Total</b>	<b>\$ 3,234,616</b>	<b>100.00%</b>	<b>\$ 664,940</b>	<b>100.00%</b>	<b>\$ 3,899,556</b>	<b>100.00%</b>

County	Population	%
Napa	39,362	25.79%
Solano	113,277	74.21%
<b>Total</b>	<b>152,639</b>	<b>100.00%</b>

\*\*Percentage of allocation are based on prorated share of population served in each County as Provided by California Department of Aging (2022 Statistical Data)



# II. SNAP-Ed & CalFresh Expansion

## FFY 2023 SNAP-ED

<b>Period of Funding:</b>	<b>10/01/22 - 09/30/23</b>
<b>Funding Amount:</b>	<b>\$384,878</b>
Funding Allocated to Administration:	\$34,119
Funding Allocated to Direct Services:	\$350,759
Balance to be Allocated:	\$0
<b>Total Expenditures as of 06/30/23:</b>	<b>\$320,008</b>
% of Expenditures to Total Funding:	83.15%

# II. SNAP-Ed & CalFresh Expansion

## FFY 2023 CalFresh Expansion

<b>Period of Funding:</b>	<b>10/01/22 - 09/30/23</b>
<b>Funding Amount:</b>	<b>\$52,435</b>
Funding Allocated to Administration:	\$0
Funding Allocated to Direct Services:	\$52,435
Balance to be Allocated:	\$0
<b>Total Expenditures as of 06/30/23:</b>	<b>\$37,349</b>
% of Expenditures to Total Funding:	71.23%

# III. Aging & Disability Resource Connection (ADRC)

---

<b>Period of Funding:</b>	<b>07/01/22 - 06/30/24</b>
<b>Funding Amount:</b>	<b>\$396,091</b>
Funding Allocated to Administration:	\$65,484
Funding Allocated to Direct Services:	\$118,440
Balance to be Allocated:	\$212,167
<b>Total Expenditures as of 06/30/23:</b>	<b>\$28,149</b>
% of Expenditures to Total Funding:	7.11%

# IV. Intergenerational and Fall Prevention Activities (IF)

<b>Period of Funding:</b>	<b>07/01/22 - 09/30/24</b>
<b>Funding Amount:</b>	<b>\$667,098</b>
Funding Allocated to Administration:	\$0
Funding Allocated to Direct Services:	\$396,914
Napa	\$124,361
Solano	\$272,553
Balance to be Allocated:	\$270,184
<b>Total Expenditures as of 06/30/23:</b>	<b>\$224,491</b>
<b>% of Expenditures to Total Funding:</b>	<b>33.65%</b>



# V. Nutrition Infrastructure (NI)

---

<b>Period of Funding:</b>	<b>10/01/22 - 09/30/24</b>
---------------------------	----------------------------

<b>Funding Amount:</b>	<b>\$833,254</b>
------------------------	------------------

Funding Allocated to Administration:	\$0
--------------------------------------	-----

Funding Allocated to Direct Services:	\$646,798
---------------------------------------	-----------

Balance to be Allocated:	\$186,456
--------------------------	-----------

<b>Total Expenditures as of 06/30/23:</b>	<b>\$168,315</b>
---	------------------

% of Expenditures to Total Funding:	20.20%
-------------------------------------	--------

# VI. American Rescue Plan Act (ARPA)

---

<b>Period of Funding:</b>	<b>04/01/21 - 09/30/24</b>
---------------------------	----------------------------

<b>Funding Amount:</b>	<b>\$2,040,390</b>
------------------------	--------------------

Funding Allocated to Administration:	\$195,936
--------------------------------------	-----------

Funding Allocated to Direct Services:	\$946,687
---------------------------------------	-----------

Balance to be Allocated:	\$897,767
--------------------------	-----------

<b>Total Expenditures as of 06/30/23:</b>	<b>\$335,599</b>
---	------------------

% of Expenditures to Total Funding:	16.45%
-------------------------------------	--------

## VII. Modernizing Older Californians Act (OM)

---

<b>Period of Funding:</b>	<b>01/01/23 - 03/31/26</b>
Funding Amount:	\$920,783

- Revenue contract with CDA - In Process/Pending

## VIII. Digital Connections (DC)

---

<b>Period of Funding:</b>	<b>02/01/23 - 09/30/24</b>
Funding Amount:	\$493,948

- Revenue contract with CDA - In Process/Pending

**THANK YOU!**