

NAPA/SOLANO AREA AGENCY ON AGING



ASSISTANCE - ADVOCACY - ANSWERS



FISCAL REPORT

As of July 31, 2023

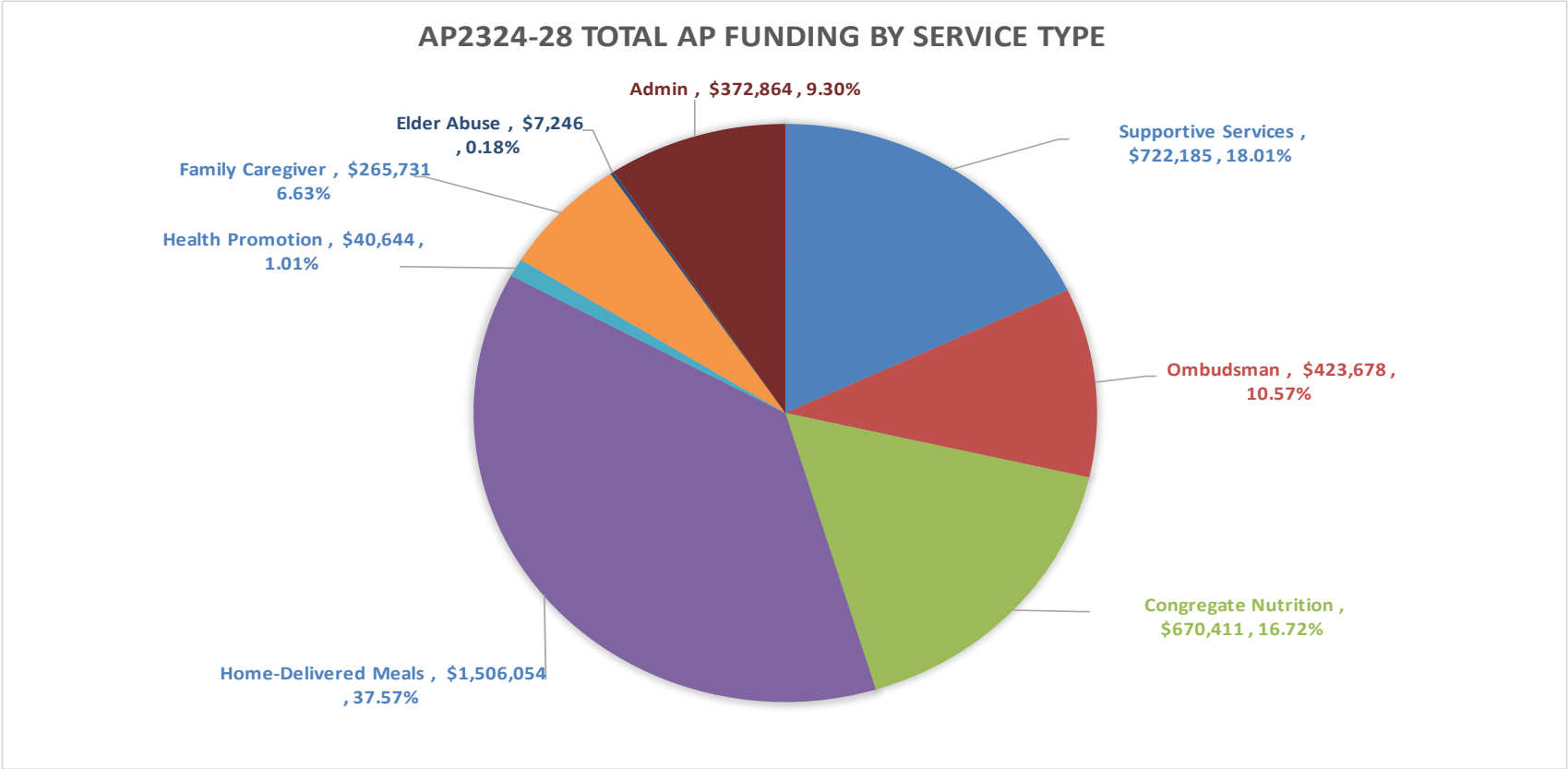
I. AREA PLAN

Period of Funding:	07/01/23 - 06/30/24
Funding Amount:	\$4,008,813
Funding Allocated to Administration:	\$372,864
Funding Allocated to Direct Services:	\$3,635,949
Balance to be Allocated:	\$0
Total Expenditures as of 07/31/23:	\$0
% of Expenditures to Total Funding:	0%

I. AREA PLAN - Contract Funding by Service Type

Updated Baseline (Inc. Adj/Trans)
 One Time Only (OTO)
 Total Funding - AP2324-28
 Less: Allocated Funding
 Unallocated Funding

	Supportive Services	Ombudsman	Congregate Nutrition	Home-Delivered Meals	Health Promotion	Family Caregiver	Elder Abuse	Admin	Total
Updated Baseline (Inc. Adj/Trans)	\$ 722,185	\$ 423,678	\$ 670,411	\$ 1,506,054	\$ 40,644	\$ 265,731	\$ 7,246	\$ 372,864	\$ 4,008,813
One Time Only (OTO)	\$ -	\$ -	\$ -	\$ -	\$ -	\$ -	\$ -	\$ -	\$ -
Total Funding - AP2324-28	\$ 722,185	\$ 423,678	\$ 670,411	\$ 1,506,054	\$ 40,644	\$ 265,731	\$ 7,246	\$ 372,864	\$ 4,008,813
Less: Allocated Funding	(722,185)	(423,678)	(670,411)	(1,506,054)	(40,644)	(265,731)	(7,246)	(372,864)	(4,008,813)
Unallocated Funding	\$ -	\$ -	\$ -	\$ -	\$ -	\$ -	\$ -	\$ -	\$ -



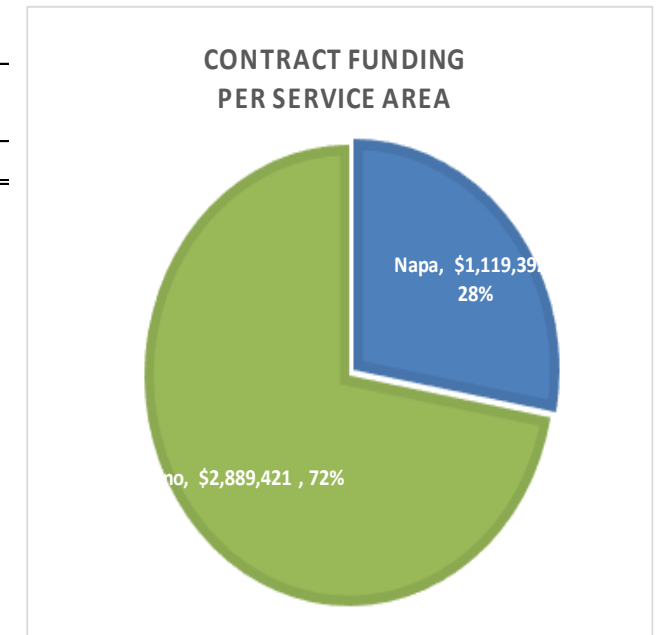
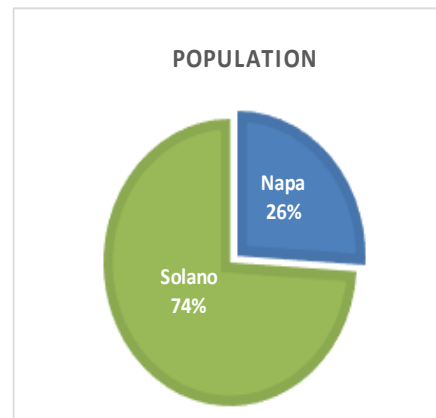
I. AREA PLAN - Contract Funding by Service Area

Service Area	Supportive Services	Ombudsman	Congregate Nutrition	Home-Delivered Meals	Health Promotion	Family Caregiver	Elder Abuse	Admin	Total	% to Total
Napa	\$ 148,525	\$ 161,834	\$ 171,893	\$ 384,628	\$ -	\$ 69,090	\$ 7,246	\$ -	\$ 943,216	23.53%
Solano	345,567	261,844	489,234	1,094,710	-	196,641	-	-	2,387,996	59.57%
Both	228,093	-	9,284	26,716	40,644	-	-	372,864	\$ 677,601	16.90%
Total	\$ 722,185	\$ 423,678	\$ 670,411	\$ 1,506,054	\$ 40,644	\$ 265,731	\$ 7,246	\$ 372,864	\$ 4,008,813	100.00%

Service Area	Contracts Serving Napa or Solano		Contracts Serving Both Counties **		Total	%
	Amount	%	Amount	%		
Napa	\$ 943,216	28.31%	\$ 176,176	26.00%	\$ 1,119,392	27.92%
Solano	2,387,996	71.69%	501,425	74.00%	\$ 2,889,421	72.08%
Total	\$ 3,331,212	100.00%	\$ 677,601	100.00%	\$ 4,008,813	100.00%

County	Population	%
Napa	39,050	26.00%
Solano	111,138	74.00%
Total	150,188	100.00%

**Percentage of allocation are based on prorated share of population served in each County as Provided by California Department of Aging (2023 Statistical Data)



II. SNAP-Ed & CalFresh Expansion

FFY 2023 SNAP-ED

Period of Funding:	10/01/22 - 09/30/23
Funding Amount:	\$384,878
Funding Allocated to Administration:	\$34,119
Funding Allocated to Direct Services:	\$350,759
Balance to be Allocated:	\$0
Total Expenditures as of 07/31/23:	\$320,008
% of Expenditures to Total Funding:	83.15%

II. SNAP-Ed & CalFresh Expansion

FFY 2023 CalFresh Expansion

Period of Funding:	10/01/22 - 09/30/23
Funding Amount:	\$52,435
Funding Allocated to Administration:	\$0
Funding Allocated to Direct Services:	\$52,435
Balance to be Allocated:	\$0
Total Expenditures as of 07/31/23:	\$37,349
% of Expenditures to Total Funding:	71.23%

III. Aging & Disability Resource Connection (ADRC)

Period of Funding:	07/01/22 - 06/30/24
Funding Amount:	\$396,091
Funding Allocated to Administration:	\$144,852
Funding Allocated to Direct Services:	\$251,239
Balance to be Allocated:	\$0
Total Expenditures as of 07/31/23:	\$28,149
% of Expenditures to Total Funding:	7.11%

IV. Intergenerational and Fall Prevention Activities (IF)

Period of Funding:	07/01/22 - 09/30/24
Funding Amount:	\$667,098
Funding Allocated to Administration:	\$0
Funding Allocated to Direct Services:	\$667,098
Napa	\$172,045
Solano	\$495,053
Balance to be Allocated:	\$0
Total Expenditures as of 07/31/23:	\$224,491
% of Expenditures to Total Funding:	33.65%

V. Nutrition Infrastructure (NI)

Period of Funding:	10/01/22 - 09/30/24
---------------------------	----------------------------

Funding Amount:	\$833,254
------------------------	------------------

Funding Allocated to Administration:	\$0
--------------------------------------	-----

Funding Allocated to Direct Services:	\$646,798
---------------------------------------	-----------

Balance to be Allocated:	\$186,456
--------------------------	-----------

Total Expenditures as of 07/31/23:	\$168,315
---	------------------

% of Expenditures to Total Funding:	20.20%
-------------------------------------	--------

VI. American Rescue Plan Act (ARPA)

Period of Funding:	04/01/21 - 09/30/24
---------------------------	----------------------------

Funding Amount:	\$2,040,390
------------------------	--------------------

Funding Allocated to Administration:	\$195,936
--------------------------------------	-----------

Funding Allocated to Direct Services:	\$1,844,454
---------------------------------------	-------------

Balance to be Allocated:	\$0
--------------------------	-----

Total Expenditures as of 07/31/23:	\$335,599
---	------------------

% of Expenditures to Total Funding:	16.45%
-------------------------------------	--------

VII. Modernizing Older Californians Act (OM)

Period of Funding: 01/01/23 - 03/31/26

Funding Amount:	\$920,783
Funding Allocated to Administration:	\$83,708
Funding Allocated to Direct Services:	\$837,075
Balance to be Allocated:	\$0

Total Expenditures as of 07/31/23:	\$0
% of Expenditures to Total Funding:	0%

**Multi-Year Contract	Contract Term	Total Funding
Term - I	01/01/2023 - 03/31/2025	\$ 549,733
Term - II	07/01/2023 - 03/31/2026	371,050
TOTAL		\$ 920,783

VIII. Digital Connection (DC)

Period of Funding:	02/01/23 - 09/30/24
---------------------------	----------------------------

Funding Amount:	\$493,948
------------------------	------------------

Funding Allocated to Administration:	\$0
--------------------------------------	-----

Funding Allocated to Direct Services:	\$493,948
---------------------------------------	-----------

Balance to be Allocated:	\$0
--------------------------	-----

Total Expenditures as of 07/31/23:	\$0
---	------------

% of Expenditures to Total Funding:	0%
-------------------------------------	----

IX. Modernizing the Older Californian’s Act Nutrition (NM)

Period of Funding: 07/01/23 - 03/31/29

Funding Amount:	\$2,198,830
Funding Allocated to Administration:	\$7,550
Funding Allocated to Direct Services:	\$263,870
Balance to be Allocated:	\$1,927,410

Total Expenditures as of 07/31/23:	\$0
% of Expenditures to Total Funding:	0%

**Multi-Year Contract	Contract Term	Total Funding
Term - I	07/01/2023 - 03/31/2026	\$ 271,420
Term - II	07/01/2024 - 03/31/2027	642,470
Term - III	07/01/2025 - 03/31/2028	642,470
Term - IV	07/01/2026 - 03/31/2029	642,470
TOTAL		\$ 2,198,830

X. Total CDA Funding for Providers

Providers	AP	SnapEd/ Calfresh	ADRC	IF	NI	ARP	OM	DC	NM	Total
1 Alzheimer's Association	\$ 30,305	-	-	-	-	-	-	-	-	\$ 30,305
2 City of Benicia	118,093	-	-	-	-	90,000	387,075	-	-	595,168
3 Collabria Care	137,360	-	-	17,395	-	68,224	-	128,426	-	351,405
4 Community Action of Napa Valley	556,521	-	-	-	-	252,000	-	-	68,052	876,573
5 Empowered Aging	336,844	-	-	-	-	11,646	-	-	-	348,490
6 Faith in Action	50,000	-	-	-	-	28,000	-	-	-	78,000
7 Food Bank CC Solano	50,000	52,435	-	-	-	-	-	-	-	102,435
8 Independent Living Resources of Solano & CC	-	-	251,239	-	-	122,242	-	365,522	-	739,003
9 Innovative Health Solutions	65,929	350,759	-	-	186,680	273,694	-	-	-	877,062
10 Legal Services of Northern California	110,000	-	-	369,781	460,118	-	-	-	-	939,899
11 Meals on Wheels	1,675,717	-	-	170,587	-	565,122	300,000	-	195,818	2,907,244
12 Molly's Angels	249,335	-	-	-	-	27,702	-	-	-	277,037
13 Northcoast Opportunities	141,051	-	-	50,052	-	138,764	-	-	-	329,867
14 Share the Care	-	-	-	59,283	-	42,560	150,000	-	-	251,843
15 Solano Pride	78,794	-	-	-	-	74,500	-	-	-	153,294
16 Stella Wu-Chu	36,000	-	-	-	-	-	-	-	-	36,000
17 Outreach Services	-	-	-	-	-	150,000	-	-	-	150,000
Total Direct Services	\$ 3,635,949	\$ 403,194	\$ 251,239	\$ 667,098	\$ 646,798	\$ 1,844,454	\$ 837,075	\$ 493,948	\$ 263,870	\$ 9,043,625
Admin	372,864	34,119	144,852	0	0	195,936	83,708	0	7,550	\$ 839,029
Total Funding	\$ 4,008,813	\$ 437,313	\$ 396,091	\$ 667,098	\$ 646,798	\$ 2,040,390	\$ 920,783	\$ 493,948	\$ 271,420	\$ 9,882,654

THANK YOU!